





GRADE 2

TERM 2 2021




**ENGLISH
FIRST ADDITIONAL
LANGUAGE**

WORKSHEET PACK





MONDAY

	LOOK & SAY	Aunt	needs	happy	cousin	was
	SOUND OUT	greed	seed	weed	need	
		green	queen	seen	teen	
	★	I was happy. I was not sad.				
	READ	My aunt is a queen. My cousin has green seeds for the queen. The queen will be happy. My aunt the queen needs the green seeds.				





TUESDAY

	WRITE	Copy the  and  words from Monday into your exercise books.				
---	-------	--	--	--	--	--



WEDNESDAY

	LOOK & SAY	Aunt	needs	happy	cousin	was
	SOUND OUT	greed	seed	weed	need	
		green	queen	seen	teen	
	★	I see the weed. Can you see the weed? The weed is green.				
	READ	Have you seen the happy teen? The happy teen is my cousin. My cousin is the happy teen. She sits in the green weeds. She is happy in the green weeds.				





THURSDAY

	LOOK & SAY	Aunt	needs	happy	cousin	was
 	READ	 <p>Dintle is happy to see her Aunt and her cousin. Her Aunt was sick. Dintle and her mom need to help her Aunt. Dintle and Dumi can play and be happy.</p>				




FRIDAY

	LOOK & SAY	Aunt	needs	happy	cousin	was
	READ & ANSWER	<ol style="list-style-type: none"> 1. Who is happy? ___ is happy. 2. Who is sick? Her ___ is sick. 3. Who needs to help her Aunt? ___ and her mom need to help her Aunt. 4. Who can play and be happy? ___ and ___ can play and be happy. 				





MONDAY

	LOOK & SAY	Aunt	needs	happy	cousin	was
	SOUND OUT	greed	seed	weed	need	
		green	queen	seen	teen	
	★	I was happy. I was not sad.				
	READ	My aunt is a queen. My cousin has green seeds for the queen. The queen will be happy. My aunt the queen needs the green seeds.				





TUESDAY

	WRITE	Copy the  and  words from Monday into your exercise books.				
---	-------	--	--	--	--	--



WEDNESDAY

	LOOK & SAY	Aunt	needs	happy	cousin	was
	SOUND OUT	greed	seed	weed	need	
		green	queen	seen	teen	
	★	I see the weed. Can you see the weed? The weed is green.				
	READ	Have you seen the happy teen? The happy teen is my cousin. My cousin is the happy teen. She sits in the green weeds. She is happy in the green weeds.				





THURSDAY

	LOOK & SAY	Aunt	needs	happy	cousin	was
 	READ	 <p>Dintle is happy to see her Aunt and her cousin. Her Aunt was sick. Dintle and her mom need to help her Aunt. Dintle and Dumi can play and be happy.</p>				




FRIDAY

	LOOK & SAY	Aunt	needs	happy	cousin	was
	READ & ANSWER	<ol style="list-style-type: none"> 1. Who is happy? ___ is happy. 2. Who is sick? Her ___ is sick. 3. Who needs to help her Aunt? ___ and her mom need to help her Aunt. 4. Who can play and be happy? ___ and ___ can play and be happy. 				





MONDAY

	LOOK & SAY	Aunt	needs	happy	cousin	was
	SOUND OUT	greed	seed	weed	need	
		green	queen	seen	teen	
	★	I was happy. I was not sad.				
	READ	My aunt is a queen. My cousin has green seeds for the queen. The queen will be happy. My aunt the queen needs the green seeds.				





TUESDAY

	WRITE	Copy the  and  words from Monday into your exercise books.				
---	-------	--	--	--	--	--



WEDNESDAY

	LOOK & SAY	Aunt	needs	happy	cousin	was
	SOUND OUT	greed	seed	weed	need	
		green	queen	seen	teen	
	★	I see the weed. Can you see the weed? The weed is green.				
	READ	Have you seen the happy teen? The happy teen is my cousin. My cousin is the happy teen. She sits in the green weeds. She is happy in the green weeds.				





THURSDAY

	LOOK & SAY	Aunt	needs	happy	cousin	was
 	READ	 <p>Dintle is happy to see her Aunt and her cousin. Her Aunt was sick. Dintle and her mom need to help her Aunt. Dintle and Dumi can play and be happy.</p>				




FRIDAY

	LOOK & SAY	Aunt	needs	happy	cousin	was
	READ & ANSWER	<ol style="list-style-type: none"> 1. Who is happy? ___ is happy. 2. Who is sick? Her ___ is sick. 3. Who needs to help her Aunt? ___ and her mom need to help her Aunt. 4. Who can play and be happy? ___ and ___ can play and be happy. 				





MONDAY

	LOOK & SAY	Aunt	needs	happy	cousin	was
	SOUND OUT	greed	seed	weed	need	
		green	queen	seen	teen	
	★	I was happy. I was not sad.				
	READ	My aunt is a queen. My cousin has green seeds for the queen. The queen will be happy. My aunt the queen needs the green seeds.				




TUESDAY

	WRITE	Copy the  and  words from Monday into your exercise books.				
---	-------	--	--	--	--	--



WEDNESDAY

	LOOK & SAY	Aunt	needs	happy	cousin	was
	SOUND OUT	greed	seed	weed	need	
		green	queen	seen	teen	
	★	I see the weed. Can you see the weed? The weed is green.				
	READ	Have you seen the happy teen? The happy teen is my cousin. My cousin is the happy teen. She sits in the green weeds. She is happy in the green weeds.				






THURSDAY

	LOOK & SAY	Aunt	needs	happy	cousin	was
	READ	 <p>Dintle is happy to see her Aunt and her cousin. Her Aunt was sick. Dintle and her mom need to help her Aunt. Dintle and Dumi can play and be happy.</p>				




FRIDAY

	LOOK & SAY	Aunt	needs	happy	cousin	was
	READ & ANSWER	<ol style="list-style-type: none"> 1. Who is happy? ___ is happy. 2. Who is sick? Her ___ is sick. 3. Who needs to help her Aunt? ___ and her mom need to help her Aunt. 4. Who can play and be happy? ___ and ___ can play and be happy. 				






MONDAY

	LOOK & SAY	Aunt	needs	happy	cousin	was
	SOUND OUT	greed	seed	weed	need	
		green	queen	seen	teen	
	★	I was happy. I was not sad.				
 	READ	My aunt is a queen. My cousin has green seeds for the queen. The queen will be happy. My aunt the queen needs the green seeds.				





TUESDAY

	WRITE	Copy the  and  words from Monday into your exercise books.				
---	-------	--	--	--	--	--



WEDNESDAY

	LOOK & SAY	Aunt	needs	happy	cousin	was
	SOUND OUT	greed	seed	weed	need	
		green	queen	seen	teen	
	★	I see the weed. Can you see the weed? The weed is green.				
 	READ	Have you seen the happy teen? The happy teen is my cousin. My cousin is the happy teen. She sits in the green weeds. She is happy in the green weeds.				





THURSDAY

	LOOK & SAY	Aunt	needs	happy	cousin	was
 	READ	 <p>Dintle is happy to see her Aunt and her cousin. Her Aunt was sick. Dintle and her mom need to help her Aunt. Dintle and Dumi can play and be happy.</p>				




FRIDAY

	LOOK & SAY	Aunt	needs	happy	cousin	was
	READ & ANSWER	<ol style="list-style-type: none"> 1. Who is happy? ___ is happy. 2. Who is sick? Her ___ is sick. 3. Who needs to help her Aunt? ___ and her mom need to help her Aunt. 4. Who can play and be happy? ___ and ___ can play and be happy. 				





MONDAY

	LOOK & SAY	Aunt	needs	happy	cousin	was
	SOUND OUT	greed	seed	weed	need	
		green	queen	seen	teen	
	★	I was happy. I was not sad.				
	READ	My aunt is a queen. My cousin has green seeds for the queen. The queen will be happy. My aunt the queen needs the green seeds.				





TUESDAY

	WRITE	Copy the  and  words from Monday into your exercise books.				
---	-------	--	--	--	--	--



WEDNESDAY

	LOOK & SAY	Aunt	needs	happy	cousin	was
	SOUND OUT	greed	seed	weed	need	
		green	queen	seen	teen	
	★	I see the weed. Can you see the weed? The weed is green.				
	READ	Have you seen the happy teen? The happy teen is my cousin. My cousin is the happy teen. She sits in the green weeds. She is happy in the green weeds.				





THURSDAY

	LOOK & SAY	Aunt	needs	happy	cousin	was
 	READ	 <p>Dintle is happy to see her Aunt and her cousin. Her Aunt was sick. Dintle and her mom need to help her Aunt. Dintle and Dumi can play and be happy.</p>				




FRIDAY

	LOOK & SAY	Aunt	needs	happy	cousin	was
	READ & ANSWER	<ol style="list-style-type: none"> 1. Who is happy? ___ is happy. 2. Who is sick? Her ___ is sick. 3. Who needs to help her Aunt? ___ and her mom need to help her Aunt. 4. Who can play and be happy? ___ and ___ can play and be happy. 				





MONDAY

	LOOK & SAY	Aunt	needs	happy	cousin	was
	SOUND OUT	greed	seed	weed	need	
		green	queen	seen	teen	
	★	I was happy. I was not sad.				
	READ	My aunt is a queen. My cousin has green seeds for the queen. The queen will be happy. My aunt the queen needs the green seeds.				





TUESDAY

	WRITE	Copy the  and  words from Monday into your exercise books.				
---	-------	--	--	--	--	--



WEDNESDAY

	LOOK & SAY	Aunt	needs	happy	cousin	was
	SOUND OUT	greed	seed	weed	need	
		green	queen	seen	teen	
	★	I see the weed. Can you see the weed? The weed is green.				
	READ	Have you seen the happy teen? The happy teen is my cousin. My cousin is the happy teen. She sits in the green weeds. She is happy in the green weeds.				





THURSDAY

	LOOK & SAY	Aunt	needs	happy	cousin	was
 	READ	 <p>Dintle is happy to see her Aunt and her cousin. Her Aunt was sick. Dintle and her mom need to help her Aunt. Dintle and Dumi can play and be happy.</p>				




FRIDAY

	LOOK & SAY	Aunt	needs	happy	cousin	was
	READ & ANSWER	<ol style="list-style-type: none"> 1. Who is happy? ___ is happy. 2. Who is sick? Her ___ is sick. 3. Who needs to help her Aunt? ___ and her mom need to help her Aunt. 4. Who can play and be happy? ___ and ___ can play and be happy. 				





MONDAY

	LOOK & SAY	Aunt	needs	happy	cousin	was
	SOUND OUT	greed	seed	weed	need	
		green	queen	seen	teen	
	★	I was happy. I was not sad.				
	READ	My aunt is a queen. My cousin has green seeds for the queen. The queen will be happy. My aunt the queen needs the green seeds.				





TUESDAY

	WRITE	Copy the  and  words from Monday into your exercise books.				
---	-------	--	--	--	--	--



WEDNESDAY

	LOOK & SAY	Aunt	needs	happy	cousin	was
	SOUND OUT	greed	seed	weed	need	
		green	queen	seen	teen	
	★	I see the weed. Can you see the weed? The weed is green.				
	READ	Have you seen the happy teen? The happy teen is my cousin. My cousin is the happy teen. She sits in the green weeds. She is happy in the green weeds.				





THURSDAY

	LOOK & SAY	Aunt	needs	happy	cousin	was
 	READ	 <p>Dintle is happy to see her Aunt and her cousin. Her Aunt was sick. Dintle and her mom need to help her Aunt. Dintle and Dumi can play and be happy.</p>				




FRIDAY

	LOOK & SAY	Aunt	needs	happy	cousin	was
	READ & ANSWER	<ol style="list-style-type: none"> 1. Who is happy? ___ is happy. 2. Who is sick? Her ___ is sick. 3. Who needs to help her Aunt? ___ and her mom need to help her Aunt. 4. Who can play and be happy? ___ and ___ can play and be happy. 				





MONDAY

	LOOK & SAY	Aunt	needs	happy	cousin	was
	SOUND OUT	greed	seed	weed	need	
		green	queen	seen	teen	
	★	I was happy. I was not sad.				
	READ	My aunt is a queen. My cousin has green seeds for the queen. The queen will be happy. My aunt the queen needs the green seeds.				





TUESDAY

	WRITE	Copy the  and  words from Monday into your exercise books.				
---	-------	--	--	--	--	--



WEDNESDAY

	LOOK & SAY	Aunt	needs	happy	cousin	was
	SOUND OUT	greed	seed	weed	need	
		green	queen	seen	teen	
	★	I see the weed. Can you see the weed? The weed is green.				
	READ	Have you seen the happy teen? The happy teen is my cousin. My cousin is the happy teen. She sits in the green weeds. She is happy in the green weeds.				





THURSDAY

	LOOK & SAY	Aunt	needs	happy	cousin	was
 	READ	 <p>Dintle is happy to see her Aunt and her cousin. Her Aunt was sick. Dintle and her mom need to help her Aunt. Dintle and Dumi can play and be happy.</p>				




FRIDAY

	LOOK & SAY	Aunt	needs	happy	cousin	was
	READ & ANSWER	<ol style="list-style-type: none"> 1. Who is happy? ___ is happy. 2. Who is sick? Her ___ is sick. 3. Who needs to help her Aunt? ___ and her mom need to help her Aunt. 4. Who can play and be happy? ___ and ___ can play and be happy. 				





MONDAY

	LOOK & SAY	Aunt	needs	happy	cousin	was
	SOUND OUT	greed	seed	weed	need	
		green	queen	seen	teen	
	★	I was happy. I was not sad.				
	READ	My aunt is a queen. My cousin has green seeds for the queen. The queen will be happy. My aunt the queen needs the green seeds.				





TUESDAY

	WRITE	Copy the  and  words from Monday into your exercise books.				
---	-------	--	--	--	--	--



WEDNESDAY

	LOOK & SAY	Aunt	needs	happy	cousin	was
	SOUND OUT	greed	seed	weed	need	
		green	queen	seen	teen	
	★	I see the weed. Can you see the weed? The weed is green.				
	READ	Have you seen the happy teen? The happy teen is my cousin. My cousin is the happy teen. She sits in the green weeds. She is happy in the green weeds.				






THURSDAY

	LOOK & SAY	Aunt	needs	happy	cousin	was
 	READ	 <p>Dintle is happy to see her Aunt and her cousin. Her Aunt was sick. Dintle and her mom need to help her Aunt. Dintle and Dumi can play and be happy.</p>				




FRIDAY

	LOOK & SAY	Aunt	needs	happy	cousin	was
	READ & ANSWER	<ol style="list-style-type: none"> 1. Who is happy? ___ is happy. 2. Who is sick? Her ___ is sick. 3. Who needs to help her Aunt? ___ and her mom need to help her Aunt. 4. Who can play and be happy? ___ and ___ can play and be happy. 				






MONDAY

	LOOK & SAY	Aunt	needs	happy	cousin	was
	SOUND OUT	greed	seed	weed	need	
		green	queen	seen	teen	
	★	I was happy. I was not sad.				
 	READ	My aunt is a queen. My cousin has green seeds for the queen. The queen will be happy. My aunt the queen needs the green seeds.				





TUESDAY

	WRITE	Copy the  and  words from Monday into your exercise books.				
---	-------	--	--	--	--	--



WEDNESDAY

	LOOK & SAY	Aunt	needs	happy	cousin	was
	SOUND OUT	greed	seed	weed	need	
		green	queen	seen	teen	
	★	I see the weed. Can you see the weed? The weed is green.				
 	READ	Have you seen the happy teen? The happy teen is my cousin. My cousin is the happy teen. She sits in the green weeds. She is happy in the green weeds.				





THURSDAY

	LOOK & SAY	Aunt	needs	happy	cousin	was
 	READ	 <p>Dintle is happy to see her Aunt and her cousin. Her Aunt was sick. Dintle and her mom need to help her Aunt. Dintle and Dumi can play and be happy.</p>				




FRIDAY

	LOOK & SAY	Aunt	needs	happy	cousin	was
	READ & ANSWER	<ol style="list-style-type: none"> 1. Who is happy? ___ is happy. 2. Who is sick? Her ___ is sick. 3. Who needs to help her Aunt? ___ and her mom need to help her Aunt. 4. Who can play and be happy? ___ and ___ can play and be happy. 				





MONDAY

	LOOK & SAY	Aunt	needs	happy	cousin	was
	SOUND OUT	greed	seed	weed	need	
		green	queen	seen	teen	
	★	I was happy. I was not sad.				
	READ	My aunt is a queen. My cousin has green seeds for the queen. The queen will be happy. My aunt the queen needs the green seeds.				





TUESDAY

	WRITE	Copy the  and  words from Monday into your exercise books.				
---	-------	--	--	--	--	--



WEDNESDAY

	LOOK & SAY	Aunt	needs	happy	cousin	was
	SOUND OUT	greed	seed	weed	need	
		green	queen	seen	teen	
	★	I see the weed. Can you see the weed? The weed is green.				
	READ	Have you seen the happy teen? The happy teen is my cousin. My cousin is the happy teen. She sits in the green weeds. She is happy in the green weeds.				





THURSDAY

	LOOK & SAY	Aunt	needs	happy	cousin	was
 	READ	 <p>Dintle is happy to see her Aunt and her cousin. Her Aunt was sick. Dintle and her mom need to help her Aunt. Dintle and Dumi can play and be happy.</p>				




FRIDAY

	LOOK & SAY	Aunt	needs	happy	cousin	was
	READ & ANSWER	<ol style="list-style-type: none"> 1. Who is happy? ___ is happy. 2. Who is sick? Her ___ is sick. 3. Who needs to help her Aunt? ___ and her mom need to help her Aunt. 4. Who can play and be happy? ___ and ___ can play and be happy. 				





MONDAY

	LOOK & SAY	Aunt	needs	happy	cousin	was
	SOUND OUT	greed	seed	weed	need	
		green	queen	seen	teen	
	★	I was happy. I was not sad.				
	READ	My aunt is a queen. My cousin has green seeds for the queen. The queen will be happy. My aunt the queen needs the green seeds.				




TUESDAY

	WRITE	Copy the  and  words from Monday into your exercise books.				
---	-------	--	--	--	--	--



WEDNESDAY

	LOOK & SAY	Aunt	needs	happy	cousin	was
	SOUND OUT	greed	seed	weed	need	
		green	queen	seen	teen	
	★	I see the weed. Can you see the weed? The weed is green.				
	READ	Have you seen the happy teen? The happy teen is my cousin. My cousin is the happy teen. She sits in the green weeds. She is happy in the green weeds.				





THURSDAY

	LOOK & SAY	Aunt	needs	happy	cousin	was
	READ	 <p>Dintle is happy to see her Aunt and her cousin. Her Aunt was sick. Dintle and her mom need to help her Aunt. Dintle and Dumi can play and be happy.</p>				




FRIDAY

	LOOK & SAY	Aunt	needs	happy	cousin	was
	READ & ANSWER	<ol style="list-style-type: none"> 1. Who is happy? ___ is happy. 2. Who is sick? Her ___ is sick. 3. Who needs to help her Aunt? ___ and her mom need to help her Aunt. 4. Who can play and be happy? ___ and ___ can play and be happy. 				





MONDAY

	LOOK & SAY	Aunt	needs	happy	cousin	was
	SOUND OUT	greed	seed	weed	need	
		green	queen	seen	teen	
	★	I was happy. I was not sad.				
	READ	My aunt is a queen. My cousin has green seeds for the queen. The queen will be happy. My aunt the queen needs the green seeds.				




TUESDAY

	WRITE	Copy the  and  words from Monday into your exercise books.				
---	-------	--	--	--	--	--



WEDNESDAY

	LOOK & SAY	Aunt	needs	happy	cousin	was
	SOUND OUT	greed	seed	weed	need	
		green	queen	seen	teen	
	★	I see the weed. Can you see the weed? The weed is green.				
	READ	Have you seen the happy teen? The happy teen is my cousin. My cousin is the happy teen. She sits in the green weeds. She is happy in the green weeds.				





THURSDAY

	LOOK & SAY	Aunt	needs	happy	cousin	was
	READ	 <p>Dintle is happy to see her Aunt and her cousin. Her Aunt was sick. Dintle and her mom need to help her Aunt. Dintle and Dumi can play and be happy.</p>				




FRIDAY

	LOOK & SAY	Aunt	needs	happy	cousin	was
	READ & ANSWER	<ol style="list-style-type: none"> 1. Who is happy? ___ is happy. 2. Who is sick? Her ___ is sick. 3. Who needs to help her Aunt? ___ and her mom need to help her Aunt. 4. Who can play and be happy? ___ and ___ can play and be happy. 				





MONDAY

	LOOK & SAY	Aunt	needs	happy	cousin	was
	SOUND OUT	greed	seed	weed	need	
		green	queen	seen	teen	
	★	I was happy. I was not sad.				
	READ	My aunt is a queen. My cousin has green seeds for the queen. The queen will be happy. My aunt the queen needs the green seeds.				





TUESDAY

	WRITE	Copy the  and  words from Monday into your exercise books.				
---	-------	--	--	--	--	--



WEDNESDAY

	LOOK & SAY	Aunt	needs	happy	cousin	was
	SOUND OUT	greed	seed	weed	need	
		green	queen	seen	teen	
	★	I see the weed. Can you see the weed? The weed is green.				
	READ	Have you seen the happy teen? The happy teen is my cousin. My cousin is the happy teen. She sits in the green weeds. She is happy in the green weeds.				





THURSDAY

	LOOK & SAY	Aunt	needs	happy	cousin	was
 	READ	 <p>Dintle is happy to see her Aunt and her cousin. Her Aunt was sick. Dintle and her mom need to help her Aunt. Dintle and Dumi can play and be happy.</p>				




FRIDAY

	LOOK & SAY	Aunt	needs	happy	cousin	was
	READ & ANSWER	<ol style="list-style-type: none"> 1. Who is happy? ___ is happy. 2. Who is sick? Her ___ is sick. 3. Who needs to help her Aunt? ___ and her mom need to help her Aunt. 4. Who can play and be happy? ___ and ___ can play and be happy. 				





MONDAY

	LOOK & SAY	Aunt	needs	happy	cousin	was
	SOUND OUT	greed	seed	weed	need	
		green	queen	seen	teen	
	★	I was happy. I was not sad.				
	READ	My aunt is a queen. My cousin has green seeds for the queen. The queen will be happy. My aunt the queen needs the green seeds.				





TUESDAY

	WRITE	Copy the  and  words from Monday into your exercise books.				
---	-------	--	--	--	--	--



WEDNESDAY

	LOOK & SAY	Aunt	needs	happy	cousin	was
	SOUND OUT	greed	seed	weed	need	
		green	queen	seen	teen	
	★	I see the weed. Can you see the weed? The weed is green.				
	READ	Have you seen the happy teen? The happy teen is my cousin. My cousin is the happy teen. She sits in the green weeds. She is happy in the green weeds.				





THURSDAY

	LOOK & SAY	Aunt	needs	happy	cousin	was
 	READ	 <p>Dintle is happy to see her Aunt and her cousin. Her Aunt was sick. Dintle and her mom need to help her Aunt. Dintle and Dumi can play and be happy.</p>				




FRIDAY

	LOOK & SAY	Aunt	needs	happy	cousin	was
	READ & ANSWER	<ol style="list-style-type: none"> 1. Who is happy? ___ is happy. 2. Who is sick? Her ___ is sick. 3. Who needs to help her Aunt? ___ and her mom need to help her Aunt. 4. Who can play and be happy? ___ and ___ can play and be happy. 				





MONDAY

	LOOK & SAY	Aunt	needs	happy	cousin	was
	SOUND OUT	greed	seed	weed	need	
		green	queen	seen	teen	
	★	I was happy. I was not sad.				
	READ	My aunt is a queen. My cousin has green seeds for the queen. The queen will be happy. My aunt the queen needs the green seeds.				





TUESDAY

	WRITE	Copy the  and  words from Monday into your exercise books.				
---	-------	--	--	--	--	--



WEDNESDAY

	LOOK & SAY	Aunt	needs	happy	cousin	was
	SOUND OUT	greed	seed	weed	need	
		green	queen	seen	teen	
	★	I see the weed. Can you see the weed? The weed is green.				
	READ	Have you seen the happy teen? The happy teen is my cousin. My cousin is the happy teen. She sits in the green weeds. She is happy in the green weeds.				





THURSDAY

	LOOK & SAY	Aunt	needs	happy	cousin	was
 	READ	 <p>Dintle is happy to see her Aunt and her cousin. Her Aunt was sick. Dintle and her mom need to help her Aunt. Dintle and Dumi can play and be happy.</p>				




FRIDAY

	LOOK & SAY	Aunt	needs	happy	cousin	was
	READ & ANSWER	<ol style="list-style-type: none"> 1. Who is happy? ___ is happy. 2. Who is sick? Her ___ is sick. 3. Who needs to help her Aunt? ___ and her mom need to help her Aunt. 4. Who can play and be happy? ___ and ___ can play and be happy. 				





MONDAY

	LOOK & SAY	Aunt	needs	happy	cousin	was
	SOUND OUT	greed	seed	weed	need	
		green	queen	seen	teen	
	★	I was happy. I was not sad.				
	READ	My aunt is a queen. My cousin has green seeds for the queen. The queen will be happy. My aunt the queen needs the green seeds.				




TUESDAY

	WRITE	Copy the  and  words from Monday into your exercise books.				
---	-------	--	--	--	--	--



WEDNESDAY

	LOOK & SAY	Aunt	needs	happy	cousin	was
	SOUND OUT	greed	seed	weed	need	
		green	queen	seen	teen	
	★	I see the weed. Can you see the weed? The weed is green.				
	READ	Have you seen the happy teen? The happy teen is my cousin. My cousin is the happy teen. She sits in the green weeds. She is happy in the green weeds.				





THURSDAY

	LOOK & SAY	Aunt	needs	happy	cousin	was
	READ	 <p>Dintle is happy to see her Aunt and her cousin. Her Aunt was sick. Dintle and her mom need to help her Aunt. Dintle and Dumi can play and be happy.</p>				




FRIDAY

	LOOK & SAY	Aunt	needs	happy	cousin	was
	READ & ANSWER	<ol style="list-style-type: none"> 1. Who is happy? ___ is happy. 2. Who is sick? Her ___ is sick. 3. Who needs to help her Aunt? ___ and her mom need to help her Aunt. 4. Who can play and be happy? ___ and ___ can play and be happy. 				





MONDAY

	LOOK & SAY	Aunt	needs	happy	cousin	was
	SOUND OUT	greed	seed	weed	need	
		green	queen	seen	teen	
	★	I was happy. I was not sad.				
	READ	My aunt is a queen. My cousin has green seeds for the queen. The queen will be happy. My aunt the queen needs the green seeds.				





TUESDAY

	WRITE	Copy the  and  words from Monday into your exercise books.				
---	-------	--	--	--	--	--



WEDNESDAY

	LOOK & SAY	Aunt	needs	happy	cousin	was
	SOUND OUT	greed	seed	weed	need	
		green	queen	seen	teen	
	★	I see the weed. Can you see the weed? The weed is green.				
	READ	Have you seen the happy teen? The happy teen is my cousin. My cousin is the happy teen. She sits in the green weeds. She is happy in the green weeds.				





THURSDAY

	LOOK & SAY	Aunt	needs	happy	cousin	was
 	READ	 <p>Dintle is happy to see her Aunt and her cousin. Her Aunt was sick. Dintle and her mom need to help her Aunt. Dintle and Dumi can play and be happy.</p>				



FRIDAY

	LOOK & SAY	Aunt	needs	happy	cousin	was
	READ & ANSWER	<ol style="list-style-type: none"> 1. Who is happy? ___ is happy. 2. Who is sick? Her ___ is sick. 3. Who needs to help her Aunt? ___ and her mom need to help her Aunt. 4. Who can play and be happy? ___ and ___ can play and be happy. 				





MONDAY

	LOOK & SAY	Aunt	needs	happy	cousin	was
	SOUND OUT	greed	seed	weed	need	
		green	queen	seen	teen	
	★	I was happy. I was not sad.				
	READ	My aunt is a queen. My cousin has green seeds for the queen. The queen will be happy. My aunt the queen needs the green seeds.				




TUESDAY

	WRITE	Copy the  and  words from Monday into your exercise books.				
---	-------	--	--	--	--	--



WEDNESDAY

	LOOK & SAY	Aunt	needs	happy	cousin	was
	SOUND OUT	greed	seed	weed	need	
		green	queen	seen	teen	
	★	I see the weed. Can you see the weed? The weed is green.				
	READ	Have you seen the happy teen? The happy teen is my cousin. My cousin is the happy teen. She sits in the green weeds. She is happy in the green weeds.				





THURSDAY

	LOOK & SAY	Aunt	needs	happy	cousin	was
	READ	 <p>Dintle is happy to see her Aunt and her cousin. Her Aunt was sick. Dintle and her mom need to help her Aunt. Dintle and Dumi can play and be happy.</p>				




FRIDAY

	LOOK & SAY	Aunt	needs	happy	cousin	was
	READ & ANSWER	<ol style="list-style-type: none"> 1. Who is happy? ___ is happy. 2. Who is sick? Her ___ is sick. 3. Who needs to help her Aunt? ___ and her mom need to help her Aunt. 4. Who can play and be happy? ___ and ___ can play and be happy. 				





MONDAY

	LOOK & SAY	wasn't	beautiful	flowers	dinner	listened
	SOUND OUT	crust	crest	croak	crab	
		crack	crib	crop	cries	
	★	The boy cries. He cries in the crib. Can you see the boy in the crib?				
	READ	I see the flowers. The flowers seem beautiful. I see a crab on the flowers. Do you see the crab on the flowers? Why is the crab on the flowers?				





TUESDAY

	WRITE	Copy the  and  words from Monday into your exercise books.				
---	-------	--	--	--	--	--



WEDNESDAY

	LOOK & SAY	wasn't	beautiful	flowers	dinner	listened
	SOUND OUT	crust	crest	croak	crab	
		crack	crib	crop	cries	
	★	Can you see the crab in the crib?				
	READ	My baby cousin cries in the crib. I feel sad if my cousin cries. My Aunt is not happy if the baby cries. She will feed him dinner so he can be happy.				





THURSDAY

	LOOK & SAY	wasn't	beautiful	flowers	dinner	listened
	READ	 <p>Dintle is on a trip to see her Aunt and cousin. Her Aunt is sick. Dintle has a card with beautiful flowers on it for her Aunt. Dintle is happy to see her cousin.</p>  <p style="text-align: right;">card</p>				




FRIDAY

	LOOK & SAY	wasn't	beautiful	flowers	dinner	listened
	READ & ANSWER	<ol style="list-style-type: none"> 1. Who will Dintle see? She will see her ____ and ____. 2. Who is sick? Her ____ is sick. 3. What does Dintle have? Dintle has a ____. 4. What is on the card? The card has ____ ____ on it. 				





MONDAY

	LOOK & SAY	wasn't	beautiful	flowers	dinner	listened
	SOUND OUT	crust	crest	croak	crab	
		crack	crib	crop	cries	
	★	The boy cries. He cries in the crib. Can you see the boy in the crib?				
	READ	I see the flowers. The flowers seem beautiful. I see a crab on the flowers. Do you see the crab on the flowers? Why is the crab on the flowers?				





TUESDAY

	WRITE	Copy the  and  words from Monday into your exercise books.				
---	-------	--	--	--	--	--



WEDNESDAY

	LOOK & SAY	wasn't	beautiful	flowers	dinner	listened
	SOUND OUT	crust	crest	croak	crab	
		crack	crib	crop	cries	
	★	Can you see the crab in the crib?				
	READ	My baby cousin cries in the crib. I feel sad if my cousin cries. My Aunt is not happy if the baby cries. She will feed him dinner so he can be happy.				





THURSDAY

	LOOK & SAY	wasn't	beautiful	flowers	dinner	listened
	READ	 <p>Dintle is on a trip to see her Aunt and cousin. Her Aunt is sick. Dintle has a card with beautiful flowers on it for her Aunt. Dintle is happy to see her cousin.</p>  <p style="text-align: right;">card</p>				




FRIDAY

	LOOK & SAY	wasn't	beautiful	flowers	dinner	listened
	READ & ANSWER	<ol style="list-style-type: none"> 1. Who will Dintle see? She will see her ____ and ____. 2. Who is sick? Her ____ is sick. 3. What does Dintle have? Dintle has a ____. 4. What is on the card? The card has ____ ____ on it. 				





MONDAY

	LOOK & SAY	wasn't	beautiful	flowers	dinner	listened
	SOUND OUT	crust	crest	croak	crab	
		crack	crib	crop	cries	
	★	The boy cries. He cries in the crib. Can you see the boy in the crib?				
	READ	I see the flowers. The flowers seem beautiful. I see a crab on the flowers. Do you see the crab on the flowers? Why is the crab on the flowers?				





TUESDAY

	WRITE	Copy the  and  words from Monday into your exercise books.				
---	-------	--	--	--	--	--



WEDNESDAY

	LOOK & SAY	wasn't	beautiful	flowers	dinner	listened
	SOUND OUT	crust	crest	croak	crab	
		crack	crib	crop	cries	
	★	Can you see the crab in the crib?				
	READ	My baby cousin cries in the crib. I feel sad if my cousin cries. My Aunt is not happy if the baby cries. She will feed him dinner so he can be happy.				





THURSDAY

	LOOK & SAY	wasn't	beautiful	flowers	dinner	listened
	READ	 <p>Dintle is on a trip to see her Aunt and cousin. Her Aunt is sick. Dintle has a card with beautiful flowers on it for her Aunt. Dintle is happy to see her cousin.</p>  <p style="text-align: right;">card</p>				




FRIDAY

	LOOK & SAY	wasn't	beautiful	flowers	dinner	listened
	READ & ANSWER	<ol style="list-style-type: none"> 1. Who will Dintle see? She will see her ____ and ____. 2. Who is sick? Her ____ is sick. 3. What does Dintle have? Dintle has a ____. 4. What is on the card? The card has ____ ____ on it. 				





MONDAY

	LOOK & SAY	wasn't	beautiful	flowers	dinner	listened
	SOUND OUT	crust	crest	croak	crab	
		crack	crib	crop	cries	
	★	The boy cries. He cries in the crib. Can you see the boy in the crib?				
	READ	I see the flowers. The flowers seem beautiful. I see a crab on the flowers. Do you see the crab on the flowers? Why is the crab on the flowers?				





TUESDAY

	WRITE	Copy the  and  words from Monday into your exercise books.				
---	-------	--	--	--	--	--



WEDNESDAY

	LOOK & SAY	wasn't	beautiful	flowers	dinner	listened
	SOUND OUT	crust	crest	croak	crab	
		crack	crib	crop	cries	
	★	Can you see the crab in the crib?				
	READ	My baby cousin cries in the crib. I feel sad if my cousin cries. My Aunt is not happy if the baby cries. She will feed him dinner so he can be happy.				





THURSDAY

	LOOK & SAY	wasn't	beautiful	flowers	dinner	listened
	READ	 <p>Dintle is on a trip to see her Aunt and cousin. Her Aunt is sick. Dintle has a card with beautiful flowers on it for her Aunt. Dintle is happy to see her cousin.</p>  <p style="text-align: right;">card</p>				




FRIDAY

	LOOK & SAY	wasn't	beautiful	flowers	dinner	listened
	READ & ANSWER	<ol style="list-style-type: none"> 1. Who will Dintle see? She will see her ____ and ____. 2. Who is sick? Her ____ is sick. 3. What does Dintle have? Dintle has a ____. 4. What is on the card? The card has ____ ____ on it. 				





MONDAY

	LOOK & SAY	wasn't	beautiful	flowers	dinner	listened
	SOUND OUT	crust	crest	croak	crab	
		crack	crib	crop	cries	
	★	The boy cries. He cries in the crib. Can you see the boy in the crib?				
	READ	I see the flowers. The flowers seem beautiful. I see a crab on the flowers. Do you see the crab on the flowers? Why is the crab on the flowers?				





TUESDAY

	WRITE	Copy the  and  words from Monday into your exercise books.				
---	-------	--	--	--	--	--



WEDNESDAY

	LOOK & SAY	wasn't	beautiful	flowers	dinner	listened
	SOUND OUT	crust	crest	croak	crab	
		crack	crib	crop	cries	
	★	Can you see the crab in the crib?				
	READ	My baby cousin cries in the crib. I feel sad if my cousin cries. My Aunt is not happy if the baby cries. She will feed him dinner so he can be happy.				





THURSDAY

	LOOK & SAY	wasn't	beautiful	flowers	dinner	listened
	READ	 <p>Dintle is on a trip to see her Aunt and cousin. Her Aunt is sick. Dintle has a card with beautiful flowers on it for her Aunt. Dintle is happy to see her cousin.</p>  <p style="text-align: right;">card</p>				




FRIDAY

	LOOK & SAY	wasn't	beautiful	flowers	dinner	listened
	READ & ANSWER	<ol style="list-style-type: none"> 1. Who will Dintle see? She will see her ____ and ____. 2. Who is sick? Her ____ is sick. 3. What does Dintle have? Dintle has a ____. 4. What is on the card? The card has ____ ____ on it. 				





MONDAY

	LOOK & SAY	wasn't	beautiful	flowers	dinner	listened
	SOUND OUT	crust	crest	croak	crab	
		crack	crib	crop	cries	
	★	The boy cries. He cries in the crib. Can you see the boy in the crib?				
	READ	I see the flowers. The flowers seem beautiful. I see a crab on the flowers. Do you see the crab on the flowers? Why is the crab on the flowers?				





TUESDAY

	WRITE	Copy the  and  words from Monday into your exercise books.				
---	-------	--	--	--	--	--



WEDNESDAY

	LOOK & SAY	wasn't	beautiful	flowers	dinner	listened
	SOUND OUT	crust	crest	croak	crab	
		crack	crib	crop	cries	
	★	Can you see the crab in the crib?				
	READ	My baby cousin cries in the crib. I feel sad if my cousin cries. My Aunt is not happy if the baby cries. She will feed him dinner so he can be happy.				





THURSDAY

	LOOK & SAY	wasn't	beautiful	flowers	dinner	listened
	READ	 <p>Dintle is on a trip to see her Aunt and cousin. Her Aunt is sick. Dintle has a card with beautiful flowers on it for her Aunt. Dintle is happy to see her cousin.</p>  <p style="text-align: right;">card</p>				




FRIDAY

	LOOK & SAY	wasn't	beautiful	flowers	dinner	listened
	READ & ANSWER	<ol style="list-style-type: none"> 1. Who will Dintle see? She will see her ____ and ____. 2. Who is sick? Her ____ is sick. 3. What does Dintle have? Dintle has a ____. 4. What is on the card? The card has ____ ____ on it. 				





MONDAY

	LOOK & SAY	wasn't	beautiful	flowers	dinner	listened
	SOUND OUT	crust	crest	croak	crab	
		crack	crib	crop	cries	
	★	The boy cries. He cries in the crib. Can you see the boy in the crib?				
	READ	I see the flowers. The flowers seem beautiful. I see a crab on the flowers. Do you see the crab on the flowers? Why is the crab on the flowers?				





TUESDAY

	WRITE	Copy the  and  words from Monday into your exercise books.				
---	-------	--	--	--	--	--



WEDNESDAY

	LOOK & SAY	wasn't	beautiful	flowers	dinner	listened
	SOUND OUT	crust	crest	croak	crab	
		crack	crib	crop	cries	
	★	Can you see the crab in the crib?				
	READ	My baby cousin cries in the crib. I feel sad if my cousin cries. My Aunt is not happy if the baby cries. She will feed him dinner so he can be happy.				





THURSDAY

	LOOK & SAY	wasn't	beautiful	flowers	dinner	listened
	READ	 <p>Dintle is on a trip to see her Aunt and cousin. Her Aunt is sick. Dintle has a card with beautiful flowers on it for her Aunt. Dintle is happy to see her cousin.</p>  <p style="text-align: right;">card</p>				




FRIDAY

	LOOK & SAY	wasn't	beautiful	flowers	dinner	listened
	READ & ANSWER	<ol style="list-style-type: none"> 1. Who will Dintle see? She will see her ____ and ____. 2. Who is sick? Her ____ is sick. 3. What does Dintle have? Dintle has a ____. 4. What is on the card? The card has ____ ____ on it. 				





MONDAY

	LOOK & SAY	wasn't	beautiful	flowers	dinner	listened
	SOUND OUT	crust	crest	croak	crab	
		crack	crib	crop	cries	
	★	The boy cries. He cries in the crib. Can you see the boy in the crib?				
	READ	I see the flowers. The flowers seem beautiful. I see a crab on the flowers. Do you see the crab on the flowers? Why is the crab on the flowers?				





TUESDAY

	WRITE	Copy the  and  words from Monday into your exercise books.				
---	-------	--	--	--	--	--



WEDNESDAY

	LOOK & SAY	wasn't	beautiful	flowers	dinner	listened
	SOUND OUT	crust	crest	croak	crab	
		crack	crib	crop	cries	
	★	Can you see the crab in the crib?				
	READ	My baby cousin cries in the crib. I feel sad if my cousin cries. My Aunt is not happy if the baby cries. She will feed him dinner so he can be happy.				





THURSDAY

	LOOK & SAY	wasn't	beautiful	flowers	dinner	listened
	READ	 <p>Dintle is on a trip to see her Aunt and cousin. Her Aunt is sick. Dintle has a card with beautiful flowers on it for her Aunt. Dintle is happy to see her cousin.</p>  <p style="text-align: right;">card</p>				




FRIDAY

	LOOK & SAY	wasn't	beautiful	flowers	dinner	listened
	READ & ANSWER	<ol style="list-style-type: none"> 1. Who will Dintle see? She will see her ____ and ____. 2. Who is sick? Her ____ is sick. 3. What does Dintle have? Dintle has a ____. 4. What is on the card? The card has ____ ____ on it. 				





MONDAY

	LOOK & SAY	wasn't	beautiful	flowers	dinner	listened
	SOUND OUT	crust	crest	croak	crab	
		crack	crib	crop	cries	
	★	The boy cries. He cries in the crib. Can you see the boy in the crib?				
	READ	I see the flowers. The flowers seem beautiful. I see a crab on the flowers. Do you see the crab on the flowers? Why is the crab on the flowers?				





TUESDAY

	WRITE	Copy the  and  words from Monday into your exercise books.				
---	-------	--	--	--	--	--



WEDNESDAY

	LOOK & SAY	wasn't	beautiful	flowers	dinner	listened
	SOUND OUT	crust	crest	croak	crab	
		crack	crib	crop	cries	
	★	Can you see the crab in the crib?				
	READ	My baby cousin cries in the crib. I feel sad if my cousin cries. My Aunt is not happy if the baby cries. She will feed him dinner so he can be happy.				





THURSDAY

	LOOK & SAY	wasn't	beautiful	flowers	dinner	listened
	READ	 <p>Dintle is on a trip to see her Aunt and cousin. Her Aunt is sick. Dintle has a card with beautiful flowers on it for her Aunt. Dintle is happy to see her cousin.</p>  <p style="text-align: right;">card</p>				




FRIDAY

	LOOK & SAY	wasn't	beautiful	flowers	dinner	listened
	READ & ANSWER	<ol style="list-style-type: none"> 1. Who will Dintle see? She will see her ____ and ____. 2. Who is sick? Her ____ is sick. 3. What does Dintle have? Dintle has a ____. 4. What is on the card? The card has ____ ____ on it. 				





MONDAY

	LOOK & SAY	wasn't	beautiful	flowers	dinner	listened
	SOUND OUT	crust	crest	croak	crab	
		crack	crib	crop	cries	
	★	The boy cries. He cries in the crib. Can you see the boy in the crib?				
	READ	I see the flowers. The flowers seem beautiful. I see a crab on the flowers. Do you see the crab on the flowers? Why is the crab on the flowers?				





TUESDAY

	WRITE	Copy the  and  words from Monday into your exercise books.				
---	-------	--	--	--	--	--



WEDNESDAY

	LOOK & SAY	wasn't	beautiful	flowers	dinner	listened
	SOUND OUT	crust	crest	croak	crab	
		crack	crib	crop	cries	
	★	Can you see the crab in the crib?				
	READ	My baby cousin cries in the crib. I feel sad if my cousin cries. My Aunt is not happy if the baby cries. She will feed him dinner so he can be happy.				





THURSDAY

	LOOK & SAY	wasn't	beautiful	flowers	dinner	listened
	READ	 <p>Dintle is on a trip to see her Aunt and cousin. Her Aunt is sick. Dintle has a card with beautiful flowers on it for her Aunt. Dintle is happy to see her cousin.</p>  <p style="text-align: right;">card</p>				




FRIDAY

	LOOK & SAY	wasn't	beautiful	flowers	dinner	listened
	READ & ANSWER	<ol style="list-style-type: none"> 1. Who will Dintle see? She will see her ____ and ____. 2. Who is sick? Her ____ is sick. 3. What does Dintle have? Dintle has a ____. 4. What is on the card? The card has ____ ____ on it. 				





MONDAY

	LOOK & SAY	wasn't	beautiful	flowers	dinner	listened
	SOUND OUT	crust	crest	croak	crab	
		crack	crib	crop	cries	
	★	The boy cries. He cries in the crib. Can you see the boy in the crib?				
	READ	I see the flowers. The flowers seem beautiful. I see a crab on the flowers. Do you see the crab on the flowers? Why is the crab on the flowers?				





TUESDAY

	WRITE	Copy the  and  words from Monday into your exercise books.				
---	-------	--	--	--	--	--



WEDNESDAY

	LOOK & SAY	wasn't	beautiful	flowers	dinner	listened
	SOUND OUT	crust	crest	croak	crab	
		crack	crib	crop	cries	
	★	Can you see the crab in the crib?				
	READ	My baby cousin cries in the crib. I feel sad if my cousin cries. My Aunt is not happy if the baby cries. She will feed him dinner so he can be happy.				





THURSDAY

	LOOK & SAY	wasn't	beautiful	flowers	dinner	listened
	READ	 <p>Dintle is on a trip to see her Aunt and cousin. Her Aunt is sick. Dintle has a card with beautiful flowers on it for her Aunt. Dintle is happy to see her cousin.</p>  <p style="text-align: right;">card</p>				




FRIDAY

	LOOK & SAY	wasn't	beautiful	flowers	dinner	listened
	READ & ANSWER	<ol style="list-style-type: none"> 1. Who will Dintle see? She will see her ____ and ____. 2. Who is sick? Her ____ is sick. 3. What does Dintle have? Dintle has a ____. 4. What is on the card? The card has ____ ____ on it. 				





MONDAY

	LOOK & SAY	wasn't	beautiful	flowers	dinner	listened
	SOUND OUT	crust	crest	croak	crab	
		crack	crib	crop	cries	
	★	The boy cries. He cries in the crib. Can you see the boy in the crib?				
	READ	I see the flowers. The flowers seem beautiful. I see a crab on the flowers. Do you see the crab on the flowers? Why is the crab on the flowers?				





TUESDAY

	WRITE	Copy the  and  words from Monday into your exercise books.				
---	-------	--	--	--	--	--



WEDNESDAY

	LOOK & SAY	wasn't	beautiful	flowers	dinner	listened
	SOUND OUT	crust	crest	croak	crab	
		crack	crib	crop	cries	
	★	Can you see the crab in the crib?				
	READ	My baby cousin cries in the crib. I feel sad if my cousin cries. My Aunt is not happy if the baby cries. She will feed him dinner so he can be happy.				





THURSDAY

	LOOK & SAY	wasn't	beautiful	flowers	dinner	listened
	READ	 <p>Dintle is on a trip to see her Aunt and cousin. Her Aunt is sick. Dintle has a card with beautiful flowers on it for her Aunt. Dintle is happy to see her cousin.</p>  <p style="text-align: right;">card</p>				




FRIDAY

	LOOK & SAY	wasn't	beautiful	flowers	dinner	listened
	READ & ANSWER	<ol style="list-style-type: none"> 1. Who will Dintle see? She will see her ____ and ____. 2. Who is sick? Her ____ is sick. 3. What does Dintle have? Dintle has a ____. 4. What is on the card? The card has ____ ____ on it. 				





MONDAY

	LOOK & SAY	wasn't	beautiful	flowers	dinner	listened
	SOUND OUT	crust	crest	croak	crab	
		crack	crib	crop	cries	
	★	The boy cries. He cries in the crib. Can you see the boy in the crib?				
	READ	I see the flowers. The flowers seem beautiful. I see a crab on the flowers. Do you see the crab on the flowers? Why is the crab on the flowers?				





TUESDAY

	WRITE	Copy the  and  words from Monday into your exercise books.				
---	-------	--	--	--	--	--



WEDNESDAY

	LOOK & SAY	wasn't	beautiful	flowers	dinner	listened
	SOUND OUT	crust	crest	croak	crab	
		crack	crib	crop	cries	
	★	Can you see the crab in the crib?				
	READ	My baby cousin cries in the crib. I feel sad if my cousin cries. My Aunt is not happy if the baby cries. She will feed him dinner so he can be happy.				





THURSDAY

	LOOK & SAY	wasn't	beautiful	flowers	dinner	listened
	READ	 <p>Dintle is on a trip to see her Aunt and cousin. Her Aunt is sick. Dintle has a card with beautiful flowers on it for her Aunt. Dintle is happy to see her cousin.</p>  <p style="text-align: right;">card</p>				




FRIDAY

	LOOK & SAY	wasn't	beautiful	flowers	dinner	listened
	READ & ANSWER	<ol style="list-style-type: none"> 1. Who will Dintle see? She will see her ____ and ____. 2. Who is sick? Her ____ is sick. 3. What does Dintle have? Dintle has a ____. 4. What is on the card? The card has ____ ____ on it. 				





MONDAY

	LOOK & SAY	wasn't	beautiful	flowers	dinner	listened
	SOUND OUT	crust	crest	croak	crab	
		crack	crib	crop	cries	
	★	The boy cries. He cries in the crib. Can you see the boy in the crib?				
	READ	I see the flowers. The flowers seem beautiful. I see a crab on the flowers. Do you see the crab on the flowers? Why is the crab on the flowers?				





TUESDAY

	WRITE	Copy the  and  words from Monday into your exercise books.				
---	-------	--	--	--	--	--



WEDNESDAY

	LOOK & SAY	wasn't	beautiful	flowers	dinner	listened
	SOUND OUT	crust	crest	croak	crab	
		crack	crib	crop	cries	
	★	Can you see the crab in the crib?				
	READ	My baby cousin cries in the crib. I feel sad if my cousin cries. My Aunt is not happy if the baby cries. She will feed him dinner so he can be happy.				





THURSDAY

	LOOK & SAY	wasn't	beautiful	flowers	dinner	listened
	READ	 <p>Dintle is on a trip to see her Aunt and cousin. Her Aunt is sick. Dintle has a card with beautiful flowers on it for her Aunt. Dintle is happy to see her cousin.</p>  <p style="text-align: right;">card</p>				




FRIDAY

	LOOK & SAY	wasn't	beautiful	flowers	dinner	listened
	READ & ANSWER	<ol style="list-style-type: none"> 1. Who will Dintle see? She will see her ____ and ____. 2. Who is sick? Her ____ is sick. 3. What does Dintle have? Dintle has a ____. 4. What is on the card? The card has ____ ____ on it. 				





MONDAY

	LOOK & SAY	wasn't	beautiful	flowers	dinner	listened
	SOUND OUT	crust	crest	croak	crab	
		crack	crib	crop	cries	
	★	The boy cries. He cries in the crib. Can you see the boy in the crib?				
	READ	I see the flowers. The flowers seem beautiful. I see a crab on the flowers. Do you see the crab on the flowers? Why is the crab on the flowers?				





TUESDAY

	WRITE	Copy the  and  words from Monday into your exercise books.				
---	-------	--	--	--	--	--



WEDNESDAY

	LOOK & SAY	wasn't	beautiful	flowers	dinner	listened
	SOUND OUT	crust	crest	croak	crab	
		crack	crib	crop	cries	
	★	Can you see the crab in the crib?				
	READ	My baby cousin cries in the crib. I feel sad if my cousin cries. My Aunt is not happy if the baby cries. She will feed him dinner so he can be happy.				





THURSDAY

	LOOK & SAY	wasn't	beautiful	flowers	dinner	listened
	READ	 <p>Dintle is on a trip to see her Aunt and cousin. Her Aunt is sick. Dintle has a card with beautiful flowers on it for her Aunt. Dintle is happy to see her cousin.</p>  <p style="text-align: right;">card</p>				




FRIDAY

	LOOK & SAY	wasn't	beautiful	flowers	dinner	listened
	READ & ANSWER	<ol style="list-style-type: none"> 1. Who will Dintle see? She will see her ____ and ____. 2. Who is sick? Her ____ is sick. 3. What does Dintle have? Dintle has a ____. 4. What is on the card? The card has ____ ____ on it. 				





MONDAY

	LOOK & SAY	wasn't	beautiful	flowers	dinner	listened
	SOUND OUT	crust	crest	croak	crab	
		crack	crib	crop	cries	
	★	The boy cries. He cries in the crib. Can you see the boy in the crib?				
	READ	I see the flowers. The flowers seem beautiful. I see a crab on the flowers. Do you see the crab on the flowers? Why is the crab on the flowers?				





TUESDAY

	WRITE	Copy the  and  words from Monday into your exercise books.				
---	-------	--	--	--	--	--



WEDNESDAY

	LOOK & SAY	wasn't	beautiful	flowers	dinner	listened
	SOUND OUT	crust	crest	croak	crab	
		crack	crib	crop	cries	
	★	Can you see the crab in the crib?				
	READ	My baby cousin cries in the crib. I feel sad if my cousin cries. My Aunt is not happy if the baby cries. She will feed him dinner so he can be happy.				





THURSDAY

	LOOK & SAY	wasn't	beautiful	flowers	dinner	listened
	READ	 <p>Dintle is on a trip to see her Aunt and cousin. Her Aunt is sick. Dintle has a card with beautiful flowers on it for her Aunt. Dintle is happy to see her cousin.</p>  <p style="text-align: right;">card</p>				




FRIDAY

	LOOK & SAY	wasn't	beautiful	flowers	dinner	listened
	READ & ANSWER	<ol style="list-style-type: none"> 1. Who will Dintle see? She will see her ____ and ____. 2. Who is sick? Her ____ is sick. 3. What does Dintle have? Dintle has a ____. 4. What is on the card? The card has ____ ____ on it. 				





MONDAY

	LOOK & SAY	wasn't	beautiful	flowers	dinner	listened
	SOUND OUT	crust	crest	croak	crab	
		crack	crib	crop	cries	
	★	The boy cries. He cries in the crib. Can you see the boy in the crib?				
	READ	I see the flowers. The flowers seem beautiful. I see a crab on the flowers. Do you see the crab on the flowers? Why is the crab on the flowers?				



TUESDAY

	WRITE	Copy the  and  words from Monday into your exercise books.				
---	-------	--	--	--	--	--



WEDNESDAY

	LOOK & SAY	wasn't	beautiful	flowers	dinner	listened
	SOUND OUT	crust	crest	croak	crab	
		crack	crib	crop	cries	
	★	Can you see the crab in the crib?				
	READ	My baby cousin cries in the crib. I feel sad if my cousin cries. My Aunt is not happy if the baby cries. She will feed him dinner so he can be happy.				





THURSDAY

	LOOK & SAY	wasn't	beautiful	flowers	dinner	listened
	READ	<div data-bbox="395 327 890 734" data-label="Image"> </div> <p data-bbox="906 282 1453 792">Dintle is on a trip to see her Aunt and cousin. Her Aunt is sick. Dintle has a card with beautiful flowers on it for her Aunt. Dintle is happy to see her cousin.</p> <div data-bbox="612 815 719 965" data-label="Image"> </div> <p data-bbox="1150 864 1241 909">card</p>				




FRIDAY

	LOOK & SAY	wasn't	beautiful	flowers	dinner	listened
	READ & ANSWER	<ol style="list-style-type: none"> <li data-bbox="395 1167 1086 1301">1. Who will Dintle see? She will see her ____ and ____. <li data-bbox="395 1317 772 1451">2. Who is sick? Her ____ is sick. <li data-bbox="395 1467 967 1601">3. What does Dintle have? Dintle has a ____. <li data-bbox="395 1617 1054 1751">4. What is on the card? The card has ____ ____ on it. 				





MONDAY

	LOOK & SAY	wasn't	beautiful	flowers	dinner	listened
	SOUND OUT	crust	crest	croak	crab	
		crack	crib	crop	cries	
	★	The boy cries. He cries in the crib. Can you see the boy in the crib?				
	READ	I see the flowers. The flowers seem beautiful. I see a crab on the flowers. Do you see the crab on the flowers? Why is the crab on the flowers?				





TUESDAY

	WRITE	Copy the  and  words from Monday into your exercise books.				
---	-------	--	--	--	--	--



WEDNESDAY

	LOOK & SAY	wasn't	beautiful	flowers	dinner	listened
	SOUND OUT	crust	crest	croak	crab	
		crack	crib	crop	cries	
	★	Can you see the crab in the crib?				
	READ	My baby cousin cries in the crib. I feel sad if my cousin cries. My Aunt is not happy if the baby cries. She will feed him dinner so he can be happy.				





THURSDAY

	LOOK & SAY	wasn't	beautiful	flowers	dinner	listened
	READ	 <p>Dintle is on a trip to see her Aunt and cousin. Her Aunt is sick. Dintle has a card with beautiful flowers on it for her Aunt. Dintle is happy to see her cousin.</p>  <p style="text-align: right;">card</p>				




FRIDAY

	LOOK & SAY	wasn't	beautiful	flowers	dinner	listened
	READ & ANSWER	<ol style="list-style-type: none"> 1. Who will Dintle see? She will see her ____ and ____. 2. Who is sick? Her ____ is sick. 3. What does Dintle have? Dintle has a ____. 4. What is on the card? The card has ____ ____ on it. 				





MONDAY

	LOOK & SAY	wasn't	beautiful	flowers	dinner	listened
	SOUND OUT	crust	crest	croak	crab	
		crack	crib	crop	cries	
	★	The boy cries. He cries in the crib. Can you see the boy in the crib?				
	READ	I see the flowers. The flowers seem beautiful. I see a crab on the flowers. Do you see the crab on the flowers? Why is the crab on the flowers?				





TUESDAY

	WRITE	Copy the  and  words from Monday into your exercise books.				
---	-------	--	--	--	--	--



WEDNESDAY

	LOOK & SAY	wasn't	beautiful	flowers	dinner	listened
	SOUND OUT	crust	crest	croak	crab	
		crack	crib	crop	cries	
	★	Can you see the crab in the crib?				
	READ	My baby cousin cries in the crib. I feel sad if my cousin cries. My Aunt is not happy if the baby cries. She will feed him dinner so he can be happy.				





THURSDAY

	LOOK & SAY	wasn't	beautiful	flowers	dinner	listened
	READ	 <p>Dintle is on a trip to see her Aunt and cousin. Her Aunt is sick. Dintle has a card with beautiful flowers on it for her Aunt. Dintle is happy to see her cousin.</p>  <p style="text-align: right;">card</p>				




FRIDAY

	LOOK & SAY	wasn't	beautiful	flowers	dinner	listened
	READ & ANSWER	<ol style="list-style-type: none"> 1. Who will Dintle see? She will see her ____ and ____. 2. Who is sick? Her ____ is sick. 3. What does Dintle have? Dintle has a ____. 4. What is on the card? The card has ____ ____ on it. 				





MONDAY

	LOOK & SAY	wasn't	beautiful	flowers	dinner	listened
	SOUND OUT	crust	crest	croak	crab	
		crack	crib	crop	cries	
	★	The boy cries. He cries in the crib. Can you see the boy in the crib?				
	READ	I see the flowers. The flowers seem beautiful. I see a crab on the flowers. Do you see the crab on the flowers? Why is the crab on the flowers?				





TUESDAY

	WRITE	Copy the  and  words from Monday into your exercise books.				
---	-------	--	--	--	--	--



WEDNESDAY

	LOOK & SAY	wasn't	beautiful	flowers	dinner	listened
	SOUND OUT	crust	crest	croak	crab	
		crack	crib	crop	cries	
	★	Can you see the crab in the crib?				
	READ	My baby cousin cries in the crib. I feel sad if my cousin cries. My Aunt is not happy if the baby cries. She will feed him dinner so he can be happy.				




THURSDAY

	LOOK & SAY	wasn't	beautiful	flowers	dinner	listened
	READ	 <p>Dintle is on a trip to see her Aunt and cousin. Her Aunt is sick. Dintle has a card with beautiful flowers on it for her Aunt. Dintle is happy to see her cousin.</p>  <p style="text-align: right;">card</p>				




FRIDAY

	LOOK & SAY	wasn't	beautiful	flowers	dinner	listened
	READ & ANSWER	<ol style="list-style-type: none"> 1. Who will Dintle see? She will see her ____ and ____. 2. Who is sick? Her ____ is sick. 3. What does Dintle have? Dintle has a ____. 4. What is on the card? The card has ____ ____ on it. 				





MONDAY

	LOOK & SAY	friends	dozen	didn't	soon	come
	SOUND OUT	ring	sing	wing	rang	
		sang	hang	lung	sung	
	★	I can sing. I sang to my mom. My mom can sing.				
	READ	My friends will sing a song. My friends will not sing a long song. I didn't come to see my friends sing the song. My friends will be sad I didn't come.				

TUESDAY

	WRITE	Copy the  and  words from Monday into your exercise books.				
---	-------	--	--	--	--	--



WEDNESDAY

	LOOK & SAY	friends	dozen	didn't	soon	come
	SOUND OUT	ring	sing	wing	rang	
		sang	hang	lung	sung	
	★	I see a ring. I see a ring on the wing.				
	READ	I see a ring. Can you see the ring? I can hang the ring on a string. My friends will come soon. They will see the ring on the sting.				




THURSDAY

	LOOK & SAY	friends	dozen	didn't	soon	come
 	READ					<p>Jabu needs to get eggs and milk for mom. He needs a dozen eggs. Mom tells him to come soon. Jabu didn't want to go to the shop. Jabu</p> <p>wants to play with his friends.</p>




FRIDAY

	LOOK & SAY	friends	dozen	didn't	soon	come
	READ & ANSWER	<ol style="list-style-type: none"> 1. What does Jabu need to get? He needs to get ___ and ___. 2. Who does he need to get eggs and milk for? He needs to get them for ___. 3. Does Jabu want to go to the shop? Yes/No, Jabu does/does not want to go to the shop. 4. What does Jabu want to do? He wants to 				





MONDAY

	LOOK & SAY	friends	dozen	didn't	soon	come
	SOUND OUT	ring	sing	wing	rang	
		sang	hang	lung	sung	
	★	I can sing. I sang to my mom. My mom can sing.				
	READ	My friends will sing a song. My friends will not sing a long song. I didn't come to see my friends sing the song. My friends will be sad I didn't come.				

TUESDAY

	WRITE	Copy the  and  words from Monday into your exercise books.				
---	-------	--	--	--	--	--



WEDNESDAY

	LOOK & SAY	friends	dozen	didn't	soon	come
	SOUND OUT	ring	sing	wing	rang	
		sang	hang	lung	sung	
	★	I see a ring. I see a ring on the wing.				
	READ	I see a ring. Can you see the ring? I can hang the ring on a string. My friends will come soon. They will see the ring on the sting.				


THURSDAY

	LOOK & SAY	friends	dozen	didn't	soon	come
 	READ					<p>Jabu needs to get eggs and milk for mom. He needs a dozen eggs. Mom tells him to come soon. Jabu didn't want to go to the shop. Jabu</p> <p>wants to play with his friends.</p>




FRIDAY

	LOOK & SAY	friends	dozen	didn't	soon	come
	READ & ANSWER	<ol style="list-style-type: none"> 1. What does Jabu need to get? He needs to get ___ and ___. 2. Who does he need to get eggs and milk for? He needs to get them for ___. 3. Does Jabu want to go to the shop? Yes/No, Jabu does/does not want to go to the shop. 4. What does Jabu want to do? He wants to 				





MONDAY

	LOOK & SAY	friends	dozen	didn't	soon	come
	SOUND OUT	ring	sing	wing	rang	
		sang	hang	lung	sung	
	★	I can sing. I sang to my mom. My mom can sing.				
	READ	My friends will sing a song. My friends will not sing a long song. I didn't come to see my friends sing the song. My friends will be sad I didn't come.				

TUESDAY

	WRITE	Copy the  and  words from Monday into your exercise books.				
---	-------	--	--	--	--	--



WEDNESDAY

	LOOK & SAY	friends	dozen	didn't	soon	come
	SOUND OUT	ring	sing	wing	rang	
		sang	hang	lung	sung	
	★	I see a ring. I see a ring on the wing.				
	READ	I see a ring. Can you see the ring? I can hang the ring on a string. My friends will come soon. They will see the ring on the sting.				




THURSDAY

	LOOK & SAY	friends	dozen	didn't	soon	come
 	READ					<p>Jabu needs to get eggs and milk for mom. He needs a dozen eggs. Mom tells him to come soon. Jabu didn't want to go to the shop. Jabu</p> <p>wants to play with his friends.</p>




FRIDAY

	LOOK & SAY	friends	dozen	didn't	soon	come
	READ & ANSWER	<ol style="list-style-type: none"> 1. What does Jabu need to get? He needs to get ___ and ___. 2. Who does he need to get eggs and milk for? He needs to get them for ___. 3. Does Jabu want to go to the shop? Yes/No, Jabu does/does not want to go to the shop. 4. What does Jabu want to do? He wants to 				





MONDAY

	LOOK & SAY	friends	dozen	didn't	soon	come
	SOUND OUT	ring	sing	wing	rang	
		sang	hang	lung	sung	
	★	I can sing. I sang to my mom. My mom can sing.				
	READ	My friends will sing a song. My friends will not sing a long song. I didn't come to see my friends sing the song. My friends will be sad I didn't come.				

TUESDAY

	WRITE	Copy the  and  words from Monday into your exercise books.				
---	-------	--	--	--	--	--



WEDNESDAY

	LOOK & SAY	friends	dozen	didn't	soon	come
	SOUND OUT	ring	sing	wing	rang	
		sang	hang	lung	sung	
	★	I see a ring. I see a ring on the wing.				
	READ	I see a ring. Can you see the ring? I can hang the ring on a string. My friends will come soon. They will see the ring on the sting.				




THURSDAY

	LOOK & SAY	friends	dozen	didn't	soon	come
 	READ					<p>Jabu needs to get eggs and milk for mom. He needs a dozen eggs. Mom tells him to come soon. Jabu didn't want to go to the shop. Jabu</p> <p>wants to play with his friends.</p>




FRIDAY

	LOOK & SAY	friends	dozen	didn't	soon	come
	READ & ANSWER	<ol style="list-style-type: none"> 1. What does Jabu need to get? He needs to get ___ and ___. 2. Who does he need to get eggs and milk for? He needs to get them for ___. 3. Does Jabu want to go to the shop? Yes/No, Jabu does/does not want to go to the shop. 4. What does Jabu want to do? He wants to 				





MONDAY

	LOOK & SAY	friends	dozen	didn't	soon	come
	SOUND OUT	ring	sing	wing	rang	
		sang	hang	lung	sung	
	★	I can sing. I sang to my mom. My mom can sing.				
	READ	My friends will sing a song. My friends will not sing a long song. I didn't come to see my friends sing the song. My friends will be sad I didn't come.				

TUESDAY

	WRITE	Copy the  and  words from Monday into your exercise books.				
---	-------	--	--	--	--	--



WEDNESDAY

	LOOK & SAY	friends	dozen	didn't	soon	come
	SOUND OUT	ring	sing	wing	rang	
		sang	hang	lung	sung	
	★	I see a ring. I see a ring on the wing.				
	READ	I see a ring. Can you see the ring? I can hang the ring on a string. My friends will come soon. They will see the ring on the sting.				





THURSDAY

	LOOK & SAY	friends	dozen	didn't	soon	come
 	READ					<p>Jabu needs to get eggs and milk for mom. He needs a dozen eggs. Mom tells him to come soon. Jabu didn't want to go to the shop. Jabu</p> <p>wants to play with his friends.</p>




FRIDAY

	LOOK & SAY	friends	dozen	didn't	soon	come
	READ & ANSWER	<ol style="list-style-type: none"> 1. What does Jabu need to get? He needs to get ___ and ___. 2. Who does he need to get eggs and milk for? He needs to get them for ___. 3. Does Jabu want to go to the shop? Yes/No, Jabu does/does not want to go to the shop. 4. What does Jabu want to do? He wants to 				





MONDAY

	LOOK & SAY	friends	dozen	didn't	soon	come
	SOUND OUT	ring	sing	wing	rang	
		sang	hang	lung	sung	
	★	I can sing. I sang to my mom. My mom can sing.				
	READ	My friends will sing a song. My friends will not sing a long song. I didn't come to see my friends sing the song. My friends will be sad I didn't come.				

TUESDAY

	WRITE	Copy the  and  words from Monday into your exercise books.				
---	-------	--	--	--	--	--



WEDNESDAY

	LOOK & SAY	friends	dozen	didn't	soon	come
	SOUND OUT	ring	sing	wing	rang	
		sang	hang	lung	sung	
	★	I see a ring. I see a ring on the wing.				
	READ	I see a ring. Can you see the ring? I can hang the ring on a string. My friends will come soon. They will see the ring on the sting.				




THURSDAY

	LOOK & SAY	friends	dozen	didn't	soon	come
 	READ					<p>Jabu needs to get eggs and milk for mom. He needs a dozen eggs. Mom tells him to come soon. Jabu didn't want to go to the shop. Jabu</p> <p>wants to play with his friends.</p>




FRIDAY

	LOOK & SAY	friends	dozen	didn't	soon	come
	READ & ANSWER	<ol style="list-style-type: none"> 1. What does Jabu need to get? He needs to get ___ and ___. 2. Who does he need to get eggs and milk for? He needs to get them for ___. 3. Does Jabu want to go to the shop? Yes/No, Jabu does/does not want to go to the shop. 4. What does Jabu want to do? He wants to 				





MONDAY

	LOOK & SAY	friends	dozen	didn't	soon	come
	SOUND OUT	ring	sing	wing	rang	
		sang	hang	lung	sung	
	★	I can sing. I sang to my mom. My mom can sing.				
	READ	My friends will sing a song. My friends will not sing a long song. I didn't come to see my friends sing the song. My friends will be sad I didn't come.				

TUESDAY

	WRITE	Copy the  and  words from Monday into your exercise books.				
---	-------	--	--	--	--	--



WEDNESDAY

	LOOK & SAY	friends	dozen	didn't	soon	come
	SOUND OUT	ring	sing	wing	rang	
		sang	hang	lung	sung	
	★	I see a ring. I see a ring on the wing.				
	READ	I see a ring. Can you see the ring? I can hang the ring on a string. My friends will come soon. They will see the ring on the sting.				




THURSDAY

	LOOK & SAY	friends	dozen	didn't	soon	come
 	READ					<p>Jabu needs to get eggs and milk for mom. He needs a dozen eggs. Mom tells him to come soon. Jabu didn't want to go to the shop. Jabu</p> <p>wants to play with his friends.</p>




FRIDAY

	LOOK & SAY	friends	dozen	didn't	soon	come
	READ & ANSWER	<ol style="list-style-type: none"> 1. What does Jabu need to get? He needs to get ___ and ___. 2. Who does he need to get eggs and milk for? He needs to get them for ___. 3. Does Jabu want to go to the shop? Yes/No, Jabu does/does not want to go to the shop. 4. What does Jabu want to do? He wants to 				





MONDAY

	LOOK & SAY	friends	dozen	didn't	soon	come
	SOUND OUT	ring	sing	wing	rang	
		sang	hang	lung	sung	
	★	I can sing. I sang to my mom. My mom can sing.				
	READ	My friends will sing a song. My friends will not sing a long song. I didn't come to see my friends sing the song. My friends will be sad I didn't come.				

TUESDAY

	WRITE	Copy the  and  words from Monday into your exercise books.				
---	-------	--	--	--	--	--



WEDNESDAY

	LOOK & SAY	friends	dozen	didn't	soon	come
	SOUND OUT	ring	sing	wing	rang	
		sang	hang	lung	sung	
	★	I see a ring. I see a ring on the wing.				
	READ	I see a ring. Can you see the ring? I can hang the ring on a string. My friends will come soon. They will see the ring on the sting.				




THURSDAY

	LOOK & SAY	friends	dozen	didn't	soon	come
 	READ					<p>Jabu needs to get eggs and milk for mom. He needs a dozen eggs. Mom tells him to come soon. Jabu didn't want to go to the shop. Jabu</p> <p>wants to play with his friends.</p>




FRIDAY

	LOOK & SAY	friends	dozen	didn't	soon	come
	READ & ANSWER	<ol style="list-style-type: none"> 1. What does Jabu need to get? He needs to get ___ and ___. 2. Who does he need to get eggs and milk for? He needs to get them for ___. 3. Does Jabu want to go to the shop? Yes/No, Jabu does/does not want to go to the shop. 4. What does Jabu want to do? He wants to 				





MONDAY

	LOOK & SAY	friends	dozen	didn't	soon	come
	SOUND OUT	ring	sing	wing	rang	
		sang	hang	lung	sung	
	★	I can sing. I sang to my mom. My mom can sing.				
	READ	My friends will sing a song. My friends will not sing a long song. I didn't come to see my friends sing the song. My friends will be sad I didn't come.				

TUESDAY

	WRITE	Copy the  and  words from Monday into your exercise books.				
---	-------	--	--	--	--	--



WEDNESDAY

	LOOK & SAY	friends	dozen	didn't	soon	come
	SOUND OUT	ring	sing	wing	rang	
		sang	hang	lung	sung	
	★	I see a ring. I see a ring on the wing.				
	READ	I see a ring. Can you see the ring? I can hang the ring on a string. My friends will come soon. They will see the ring on the sting.				





THURSDAY

	LOOK & SAY	friends	dozen	didn't	soon	come
 	READ					<p>Jabu needs to get eggs and milk for mom. He needs a dozen eggs. Mom tells him to come soon. Jabu didn't want to go to the shop. Jabu</p> <p>wants to play with his friends.</p>




FRIDAY

	LOOK & SAY	friends	dozen	didn't	soon	come
	READ & ANSWER	<ol style="list-style-type: none"> 1. What does Jabu need to get? He needs to get ___ and ___. 2. Who does he need to get eggs and milk for? He needs to get them for ___. 3. Does Jabu want to go to the shop? Yes/No, Jabu does/does not want to go to the shop. 4. What does Jabu want to do? He wants to 				





MONDAY

	LOOK & SAY	friends	dozen	didn't	soon	come
	SOUND OUT	ring	sing	wing	rang	
		sang	hang	lung	sung	
	★	I can sing. I sang to my mom. My mom can sing.				
	READ	My friends will sing a song. My friends will not sing a long song. I didn't come to see my friends sing the song. My friends will be sad I didn't come.				

TUESDAY

	WRITE	Copy the  and  words from Monday into your exercise books.				
---	-------	--	--	--	--	--



WEDNESDAY

	LOOK & SAY	friends	dozen	didn't	soon	come
	SOUND OUT	ring	sing	wing	rang	
		sang	hang	lung	sung	
	★	I see a ring. I see a ring on the wing.				
	READ	I see a ring. Can you see the ring? I can hang the ring on a string. My friends will come soon. They will see the ring on the sting.				




THURSDAY

	LOOK & SAY	friends	dozen	didn't	soon	come
 	READ					<p>Jabu needs to get eggs and milk for mom. He needs a dozen eggs. Mom tells him to come soon. Jabu didn't want to go to the shop. Jabu</p> <p>wants to play with his friends.</p>




FRIDAY

	LOOK & SAY	friends	dozen	didn't	soon	come
	READ & ANSWER	<ol style="list-style-type: none"> 1. What does Jabu need to get? He needs to get ___ and ___. 2. Who does he need to get eggs and milk for? He needs to get them for ___. 3. Does Jabu want to go to the shop? Yes/No, Jabu does/does not want to go to the shop. 4. What does Jabu want to do? He wants to 				





MONDAY

	LOOK & SAY	friends	dozen	didn't	soon	come
	SOUND OUT	ring	sing	wing	rang	
		sang	hang	lung	sung	
	★	I can sing. I sang to my mom. My mom can sing.				
	READ	My friends will sing a song. My friends will not sing a long song. I didn't come to see my friends sing the song. My friends will be sad I didn't come.				

TUESDAY

	WRITE	Copy the  and  words from Monday into your exercise books.				
---	-------	--	--	--	--	--



WEDNESDAY

	LOOK & SAY	friends	dozen	didn't	soon	come
	SOUND OUT	ring	sing	wing	rang	
		sang	hang	lung	sung	
	★	I see a ring. I see a ring on the wing.				
	READ	I see a ring. Can you see the ring? I can hang the ring on a string. My friends will come soon. They will see the ring on the sting.				




THURSDAY

	LOOK & SAY	friends	dozen	didn't	soon	come
 	READ					<p>Jabu needs to get eggs and milk for mom. He needs a dozen eggs. Mom tells him to come soon. Jabu didn't want to go to the shop. Jabu</p> <p>wants to play with his friends.</p>




FRIDAY

	LOOK & SAY	friends	dozen	didn't	soon	come
	READ & ANSWER	<ol style="list-style-type: none"> 1. What does Jabu need to get? He needs to get ___ and ___. 2. Who does he need to get eggs and milk for? He needs to get them for ___. 3. Does Jabu want to go to the shop? Yes/No, Jabu does/does not want to go to the shop. 4. What does Jabu want to do? He wants to 				





MONDAY

	LOOK & SAY	friends	dozen	didn't	soon	come
	SOUND OUT	ring	sing	wing	rang	
		sang	hang	lung	sung	
	★	I can sing. I sang to my mom. My mom can sing.				
	READ	My friends will sing a song. My friends will not sing a long song. I didn't come to see my friends sing the song. My friends will be sad I didn't come.				

TUESDAY

	WRITE	Copy the  and  words from Monday into your exercise books.				
---	-------	--	--	--	--	--



WEDNESDAY

	LOOK & SAY	friends	dozen	didn't	soon	come
	SOUND OUT	ring	sing	wing	rang	
		sang	hang	lung	sung	
	★	I see a ring. I see a ring on the wing.				
	READ	I see a ring. Can you see the ring? I can hang the ring on a string. My friends will come soon. They will see the ring on the sting.				




THURSDAY

	LOOK & SAY	friends	dozen	didn't	soon	come
 	READ					<p>Jabu needs to get eggs and milk for mom. He needs a dozen eggs. Mom tells him to come soon. Jabu didn't want to go to the shop. Jabu</p> <p>wants to play with his friends.</p>




FRIDAY

	LOOK & SAY	friends	dozen	didn't	soon	come
	READ & ANSWER	<ol style="list-style-type: none"> 1. What does Jabu need to get? He needs to get ___ and ___. 2. Who does he need to get eggs and milk for? He needs to get them for ___. 3. Does Jabu want to go to the shop? Yes/No, Jabu does/does not want to go to the shop. 4. What does Jabu want to do? He wants to 				





MONDAY

	LOOK & SAY	friends	dozen	didn't	soon	come
	SOUND OUT	ring	sing	wing	rang	
		sang	hang	lung	sung	
	★	I can sing. I sang to my mom. My mom can sing.				
	READ	My friends will sing a song. My friends will not sing a long song. I didn't come to see my friends sing the song. My friends will be sad I didn't come.				


TUESDAY

	WRITE	Copy the  and  words from Monday into your exercise books.				
---	-------	--	--	--	--	--



WEDNESDAY

	LOOK & SAY	friends	dozen	didn't	soon	come
	SOUND OUT	ring	sing	wing	rang	
		sang	hang	lung	sung	
	★	I see a ring. I see a ring on the wing.				
	READ	I see a ring. Can you see the ring? I can hang the ring on a string. My friends will come soon. They will see the ring on the sting.				





THURSDAY

	LOOK & SAY	friends	dozen	didn't	soon	come
 	READ					<p>Jabu needs to get eggs and milk for mom. He needs a dozen eggs. Mom tells him to come soon. Jabu didn't want to go to the shop. Jabu</p> <p>wants to play with his friends.</p>




FRIDAY

	LOOK & SAY	friends	dozen	didn't	soon	come
	READ & ANSWER	<ol style="list-style-type: none"> 1. What does Jabu need to get? He needs to get ___ and ___. 2. Who does he need to get eggs and milk for? He needs to get them for ___. 3. Does Jabu want to go to the shop? Yes/No, Jabu does/does not want to go to the shop. 4. What does Jabu want to do? He wants to 				





MONDAY

	LOOK & SAY	friends	dozen	didn't	soon	come
	SOUND OUT	ring	sing	wing	rang	
		sang	hang	lung	sung	
	★	I can sing. I sang to my mom. My mom can sing.				
	READ	My friends will sing a song. My friends will not sing a long song. I didn't come to see my friends sing the song. My friends will be sad I didn't come.				

TUESDAY

	WRITE	Copy the  and  words from Monday into your exercise books.				
---	-------	--	--	--	--	--



WEDNESDAY

	LOOK & SAY	friends	dozen	didn't	soon	come
	SOUND OUT	ring	sing	wing	rang	
		sang	hang	lung	sung	
	★	I see a ring. I see a ring on the wing.				
	READ	I see a ring. Can you see the ring? I can hang the ring on a string. My friends will come soon. They will see the ring on the sting.				




THURSDAY

	LOOK & SAY	friends	dozen	didn't	soon	come
 	READ					<p>Jabu needs to get eggs and milk for mom. He needs a dozen eggs. Mom tells him to come soon. Jabu didn't want to go to the shop. Jabu</p> <p>wants to play with his friends.</p>




FRIDAY

	LOOK & SAY	friends	dozen	didn't	soon	come
	READ & ANSWER	<ol style="list-style-type: none"> 1. What does Jabu need to get? He needs to get ___ and ___. 2. Who does he need to get eggs and milk for? He needs to get them for ___. 3. Does Jabu want to go to the shop? Yes/No, Jabu does/does not want to go to the shop. 4. What does Jabu want to do? He wants to 				





MONDAY

	LOOK & SAY	friends	dozen	didn't	soon	come
	SOUND OUT	ring	sing	wing	rang	
		sang	hang	lung	sung	
	★	I can sing. I sang to my mom. My mom can sing.				
	READ	My friends will sing a song. My friends will not sing a long song. I didn't come to see my friends sing the song. My friends will be sad I didn't come.				

TUESDAY

	WRITE	Copy the  and  words from Monday into your exercise books.				
---	-------	--	--	--	--	--



WEDNESDAY

	LOOK & SAY	friends	dozen	didn't	soon	come
	SOUND OUT	ring	sing	wing	rang	
		sang	hang	lung	sung	
	★	I see a ring. I see a ring on the wing.				
	READ	I see a ring. Can you see the ring? I can hang the ring on a string. My friends will come soon. They will see the ring on the sting.				




THURSDAY

	LOOK & SAY	friends	dozen	didn't	soon	come
 	READ					<p>Jabu needs to get eggs and milk for mom. He needs a dozen eggs. Mom tells him to come soon. Jabu didn't want to go to the shop. Jabu</p> <p>wants to play with his friends.</p>




FRIDAY

	LOOK & SAY	friends	dozen	didn't	soon	come
	READ & ANSWER	<ol style="list-style-type: none"> 1. What does Jabu need to get? He needs to get ___ and ___. 2. Who does he need to get eggs and milk for? He needs to get them for ___. 3. Does Jabu want to go to the shop? Yes/No, Jabu does/does not want to go to the shop. 4. What does Jabu want to do? He wants to 				





MONDAY

	LOOK & SAY	friends	dozen	didn't	soon	come
	SOUND OUT	ring	sing	wing	rang	
		sang	hang	lung	sung	
	★	I can sing. I sang to my mom. My mom can sing.				
	READ	My friends will sing a song. My friends will not sing a long song. I didn't come to see my friends sing the song. My friends will be sad I didn't come.				

TUESDAY

	WRITE	Copy the  and  words from Monday into your exercise books.				
---	-------	--	--	--	--	--



WEDNESDAY

	LOOK & SAY	friends	dozen	didn't	soon	come
	SOUND OUT	ring	sing	wing	rang	
		sang	hang	lung	sung	
	★	I see a ring. I see a ring on the wing.				
	READ	I see a ring. Can you see the ring? I can hang the ring on a string. My friends will come soon. They will see the ring on the sting.				




THURSDAY

	LOOK & SAY	friends	dozen	didn't	soon	come
 	READ					<p>Jabu needs to get eggs and milk for mom. He needs a dozen eggs. Mom tells him to come soon. Jabu didn't want to go to the shop. Jabu</p> <p>wants to play with his friends.</p>




FRIDAY

	LOOK & SAY	friends	dozen	didn't	soon	come
	READ & ANSWER	<ol style="list-style-type: none"> 1. What does Jabu need to get? He needs to get ___ and ___. 2. Who does he need to get eggs and milk for? He needs to get them for ___. 3. Does Jabu want to go to the shop? Yes/No, Jabu does/does not want to go to the shop. 4. What does Jabu want to do? He wants to 				





MONDAY

	LOOK & SAY	friends	dozen	didn't	soon	come
	SOUND OUT	ring	sing	wing	rang	
		sang	hang	lung	sung	
	★	I can sing. I sang to my mom. My mom can sing.				
	READ	My friends will sing a song. My friends will not sing a long song. I didn't come to see my friends sing the song. My friends will be sad I didn't come.				

TUESDAY

	WRITE	Copy the  and  words from Monday into your exercise books.				
---	-------	--	--	--	--	--



WEDNESDAY

	LOOK & SAY	friends	dozen	didn't	soon	come
	SOUND OUT	ring	sing	wing	rang	
		sang	hang	lung	sung	
	★	I see a ring. I see a ring on the wing.				
	READ	I see a ring. Can you see the ring? I can hang the ring on a string. My friends will come soon. They will see the ring on the sting.				





THURSDAY

	LOOK & SAY	friends	dozen	didn't	soon	come
 	READ					<p>Jabu needs to get eggs and milk for mom. He needs a dozen eggs. Mom tells him to come soon. Jabu didn't want to go to the shop. Jabu</p> <p>wants to play with his friends.</p>




FRIDAY

	LOOK & SAY	friends	dozen	didn't	soon	come
	READ & ANSWER	<ol style="list-style-type: none"> 1. What does Jabu need to get? He needs to get ___ and ___. 2. Who does he need to get eggs and milk for? He needs to get them for ___. 3. Does Jabu want to go to the shop? Yes/No, Jabu does/does not want to go to the shop. 4. What does Jabu want to do? He wants to 				





MONDAY

	LOOK & SAY	friends	dozen	didn't	soon	come
	SOUND OUT	ring	sing	wing	rang	
		sang	hang	lung	sung	
	★	I can sing. I sang to my mom. My mom can sing.				
	READ	My friends will sing a song. My friends will not sing a long song. I didn't come to see my friends sing the song. My friends will be sad I didn't come.				

TUESDAY

	WRITE	Copy the  and  words from Monday into your exercise books.				
---	-------	--	--	--	--	--



WEDNESDAY

	LOOK & SAY	friends	dozen	didn't	soon	come
	SOUND OUT	ring	sing	wing	rang	
		sang	hang	lung	sung	
	★	I see a ring. I see a ring on the wing.				
	READ	I see a ring. Can you see the ring? I can hang the ring on a string. My friends will come soon. They will see the ring on the sting.				




THURSDAY

	LOOK & SAY	friends	dozen	didn't	soon	come
 	READ					<p>Jabu needs to get eggs and milk for mom. He needs a dozen eggs. Mom tells him to come soon. Jabu didn't want to go to the shop. Jabu</p> <p>wants to play with his friends.</p>




FRIDAY

	LOOK & SAY	friends	dozen	didn't	soon	come
	READ & ANSWER	<ol style="list-style-type: none"> 1. What does Jabu need to get? He needs to get ___ and ___. 2. Who does he need to get eggs and milk for? He needs to get them for ___. 3. Does Jabu want to go to the shop? Yes/No, Jabu does/does not want to go to the shop. 4. What does Jabu want to do? He wants to 				





MONDAY

	LOOK & SAY	friends	dozen	didn't	soon	come
	SOUND OUT	ring	sing	wing	rang	
		sang	hang	lung	sung	
	★	I can sing. I sang to my mom. My mom can sing.				
	READ	My friends will sing a song. My friends will not sing a long song. I didn't come to see my friends sing the song. My friends will be sad I didn't come.				

TUESDAY

	WRITE	Copy the  and  words from Monday into your exercise books.				
---	-------	--	--	--	--	--



WEDNESDAY

	LOOK & SAY	friends	dozen	didn't	soon	come
	SOUND OUT	ring	sing	wing	rang	
		sang	hang	lung	sung	
	★	I see a ring. I see a ring on the wing.				
	READ	I see a ring. Can you see the ring? I can hang the ring on a string. My friends will come soon. They will see the ring on the sting.				




THURSDAY

	LOOK & SAY	friends	dozen	didn't	soon	come
 	READ					<p>Jabu needs to get eggs and milk for mom. He needs a dozen eggs. Mom tells him to come soon. Jabu didn't want to go to the shop. Jabu</p> <p>wants to play with his friends.</p>




FRIDAY

	LOOK & SAY	friends	dozen	didn't	soon	come
	READ & ANSWER	<ol style="list-style-type: none"> 1. What does Jabu need to get? He needs to get ___ and ___. 2. Who does he need to get eggs and milk for? He needs to get them for ___. 3. Does Jabu want to go to the shop? Yes/No, Jabu does/does not want to go to the shop. 4. What does Jabu want to do? He wants to 				





MONDAY

	LOOK & SAY	friends	dozen	didn't	soon	come
	SOUND OUT	ring	sing	wing	rang	
		sang	hang	lung	sung	
	★	I can sing. I sang to my mom. My mom can sing.				
	READ	My friends will sing a song. My friends will not sing a long song. I didn't come to see my friends sing the song. My friends will be sad I didn't come.				

TUESDAY

	WRITE	Copy the  and  words from Monday into your exercise books.				
---	-------	--	--	--	--	--



WEDNESDAY

	LOOK & SAY	friends	dozen	didn't	soon	come
	SOUND OUT	ring	sing	wing	rang	
		sang	hang	lung	sung	
	★	I see a ring. I see a ring on the wing.				
	READ	I see a ring. Can you see the ring? I can hang the ring on a string. My friends will come soon. They will see the ring on the sting.				





THURSDAY

	LOOK & SAY	friends	dozen	didn't	soon	come
 	READ					<p>Jabu needs to get eggs and milk for mom. He needs a dozen eggs. Mom tells him to come soon. Jabu didn't want to go to the shop. Jabu</p> <p>wants to play with his friends.</p>




FRIDAY

	LOOK & SAY	friends	dozen	didn't	soon	come
	READ & ANSWER	<ol style="list-style-type: none"> 1. What does Jabu need to get? He needs to get ___ and ___. 2. Who does he need to get eggs and milk for? He needs to get them for ___. 3. Does Jabu want to go to the shop? Yes/No, Jabu does/does not want to go to the shop. 4. What does Jabu want to do? He wants to 				





MONDAY

	LOOK & SAY	heard	tray	slimy	joked	laughed
	SOUND OUT	bring	brain	breed	brag	
		brat	brim	brick	brail	
	★	Am I a brat? I am not a brat.				
	READ	I need a red brick. Will you bring me a red brick? My friends will see the red brick. My friend is a brat. He laughed. He laughed at my red brick.				





TUESDAY

	WRITE	Copy the  and  words from Monday into your exercise books.				
---	-------	--	--	--	--	--



WEDNESDAY

	LOOK & SAY	heard	tray	slimy	joked	laughed
	SOUND OUT	bring	brain	breed	brag	
		brat	brim	brick	brail	
	★	I sit on the brick. Can you see me sit on the brick? It is fun.				
	READ	I heard my friend that joked and laughed. I am sad. My friend is a brat. He laughed and joked and he made me sad. He joked and laughed at me and made me sad.				





THURSDAY

	LOOK & SAY	heard	tray	slimy	joked	laughed
 	READ			<p>Jabu will bring the eggs to mom. He will bring the milk to mom. He heard his friends. He wants to play with his friends. He runs with the tray of eggs. He trips on a brick and his friends laughed. The slimy eggs crack on his head.</p>		




FRIDAY

	LOOK & SAY	heard	tray	slimy	joked	laughed
	READ & ANSWER	<ol style="list-style-type: none"> 1. Who will bring the eggs to mom? ___ will bring the eggs to mom. 2. Who did Jabu hear? He heard his ___. 3. What does Jabu want to do? He wants to 4. What cracks on his head? The ___ ___ crack on his head. 				





MONDAY

	LOOK & SAY	heard	tray	slimy	joked	laughed
	SOUND OUT	bring	brain	breed	brag	
		brat	brim	brick	brail	
	★	Am I a brat? I am not a brat.				
	READ	I need a red brick. Will you bring me a red brick? My friends will see the red brick. My friend is a brat. He laughed. He laughed at my red brick.				





TUESDAY

	WRITE	Copy the  and  words from Monday into your exercise books.				
---	-------	--	--	--	--	--



WEDNESDAY

	LOOK & SAY	heard	tray	slimy	joked	laughed
	SOUND OUT	bring	brain	breed	brag	
		brat	brim	brick	brail	
	★	I sit on the brick. Can you see me sit on the brick? It is fun.				
	READ	I heard my friend that joked and laughed. I am sad. My friend is a brat. He laughed and joked and he made me sad. He joked and laughed at me and made me sad.				





THURSDAY

	LOOK & SAY	heard	tray	slimy	joked	laughed
 	READ			<p>Jabu will bring the eggs to mom. He will bring the milk to mom. He heard his friends. He wants to play with his friends. He runs with the tray of eggs. He trips on a brick and his friends laughed. The slimy eggs crack on his head.</p>		




FRIDAY

	LOOK & SAY	heard	tray	slimy	joked	laughed
	READ & ANSWER	<ol style="list-style-type: none"> 1. Who will bring the eggs to mom? ___ will bring the eggs to mom. 2. Who did Jabu hear? He heard his ___. 3. What does Jabu want to do? He wants to 4. What cracks on his head? The ___ ___ crack on his head. 				




MONDAY

	LOOK & SAY	heard	tray	slimy	joked	laughed
	SOUND OUT	bring	brain	breed	brag	
		brat	brim	brick	brail	
	★	Am I a brat? I am not a brat.				
	READ	I need a red brick. Will you bring me a red brick? My friends will see the red brick. My friend is a brat. He laughed. He laughed at my red brick.				





TUESDAY

	WRITE	Copy the  and  words from Monday into your exercise books.				
---	-------	--	--	--	--	--



WEDNESDAY

	LOOK & SAY	heard	tray	slimy	joked	laughed
	SOUND OUT	bring	brain	breed	brag	
		brat	brim	brick	brail	
	★	I sit on the brick. Can you see me sit on the brick? It is fun.				
	READ	I heard my friend that joked and laughed. I am sad. My friend is a brat. He laughed and joked and he made me sad. He joked and laughed at me and made me sad.				





THURSDAY

	LOOK & SAY	heard	tray	slimy	joked	laughed
 	READ			<p>Jabu will bring the eggs to mom. He will bring the milk to mom. He heard his friends. He wants to play with his friends. He runs with the tray of eggs. He trips on a brick and his friends laughed. The slimy eggs crack on his head.</p>		




FRIDAY

	LOOK & SAY	heard	tray	slimy	joked	laughed
	READ & ANSWER	<ol style="list-style-type: none"> 1. Who will bring the eggs to mom? ___ will bring the eggs to mom. 2. Who did Jabu hear? He heard his ___. 3. What does Jabu want to do? He wants to 4. What cracks on his head? The ___ ___ crack on his head. 				




MONDAY

	LOOK & SAY	heard	tray	slimy	joked	laughed
	SOUND OUT	bring	brain	breed	brag	
		brat	brim	brick	brail	
	★	Am I a brat? I am not a brat.				
	READ	I need a red brick. Will you bring me a red brick? My friends will see the red brick. My friend is a brat. He laughed. He laughed at my red brick.				





TUESDAY

	WRITE	Copy the  and  words from Monday into your exercise books.				
---	-------	--	--	--	--	--



WEDNESDAY

	LOOK & SAY	heard	tray	slimy	joked	laughed
	SOUND OUT	bring	brain	breed	brag	
		brat	brim	brick	brail	
	★	I sit on the brick. Can you see me sit on the brick? It is fun.				
	READ	I heard my friend that joked and laughed. I am sad. My friend is a brat. He laughed and joked and he made me sad. He joked and laughed at me and made me sad.				





THURSDAY

	LOOK & SAY	heard	tray	slimy	joked	laughed
 	READ			<p>Jabu will bring the eggs to mom. He will bring the milk to mom. He heard his friends. He wants to play with his friends. He runs with the tray of eggs. He trips on a brick and his friends laughed. The slimy eggs crack on his head.</p>		




FRIDAY

	LOOK & SAY	heard	tray	slimy	joked	laughed
	READ & ANSWER	<ol style="list-style-type: none"> 1. Who will bring the eggs to mom? ___ will bring the eggs to mom. 2. Who did Jabu hear? He heard his ___. 3. What does Jabu want to do? He wants to 4. What cracks on his head? The ___ ___ crack on his head. 				





MONDAY

	LOOK & SAY	heard	tray	slimy	joked	laughed
	SOUND OUT	bring	brain	breed	brag	
		brat	brim	brick	brail	
	★	Am I a brat? I am not a brat.				
	READ	I need a red brick. Will you bring me a red brick? My friends will see the red brick. My friend is a brat. He laughed. He laughed at my red brick.				





TUESDAY

	WRITE	Copy the  and  words from Monday into your exercise books.				
---	-------	--	--	--	--	--



WEDNESDAY

	LOOK & SAY	heard	tray	slimy	joked	laughed
	SOUND OUT	bring	brain	breed	brag	
		brat	brim	brick	brail	
	★	I sit on the brick. Can you see me sit on the brick? It is fun.				
	READ	I heard my friend that joked and laughed. I am sad. My friend is a brat. He laughed and joked and he made me sad. He joked and laughed at me and made me sad.				





THURSDAY

	LOOK & SAY	heard	tray	slimy	joked	laughed
 	READ			<p>Jabu will bring the eggs to mom. He will bring the milk to mom. He heard his friends. He wants to play with his friends. He runs with the tray of eggs. He trips on a brick and his friends laughed. The slimy eggs crack on his head.</p>		




FRIDAY

	LOOK & SAY	heard	tray	slimy	joked	laughed
	READ & ANSWER	<ol style="list-style-type: none"> 1. Who will bring the eggs to mom? ___ will bring the eggs to mom. 2. Who did Jabu hear? He heard his ___. 3. What does Jabu want to do? He wants to 4. What cracks on his head? The ___ ___ crack on his head. 				





MONDAY

	LOOK & SAY	heard	tray	slimy	joked	laughed
	SOUND OUT	bring	brain	breed	brag	
		brat	brim	brick	brail	
	★	Am I a brat? I am not a brat.				
	READ	I need a red brick. Will you bring me a red brick? My friends will see the red brick. My friend is a brat. He laughed. He laughed at my red brick.				





TUESDAY

	WRITE	Copy the  and  words from Monday into your exercise books.				
---	-------	--	--	--	--	--



WEDNESDAY

	LOOK & SAY	heard	tray	slimy	joked	laughed
	SOUND OUT	bring	brain	breed	brag	
		brat	brim	brick	brail	
	★	I sit on the brick. Can you see me sit on the brick? It is fun.				
	READ	I heard my friend that joked and laughed. I am sad. My friend is a brat. He laughed and joked and he made me sad. He joked and laughed at me and made me sad.				





THURSDAY

	LOOK & SAY	heard	tray	slimy	joked	laughed
 	READ			<p>Jabu will bring the eggs to mom. He will bring the milk to mom. He heard his friends. He wants to play with his friends. He runs with the tray of eggs. He trips on a brick and his friends laughed. The slimy eggs crack on his head.</p>		




FRIDAY

	LOOK & SAY	heard	tray	slimy	joked	laughed
	READ & ANSWER	<ol style="list-style-type: none"> 1. Who will bring the eggs to mom? ___ will bring the eggs to mom. 2. Who did Jabu hear? He heard his ___. 3. What does Jabu want to do? He wants to 4. What cracks on his head? The ___ ___ crack on his head. 				




MONDAY

	LOOK & SAY	heard	tray	slimy	joked	laughed
	SOUND OUT	bring	brain	breed	brag	
		brat	brim	brick	brail	
	★	Am I a brat? I am not a brat.				
	READ	I need a red brick. Will you bring me a red brick? My friends will see the red brick. My friend is a brat. He laughed. He laughed at my red brick.				





TUESDAY

	WRITE	Copy the  and  words from Monday into your exercise books.				
---	-------	--	--	--	--	--



WEDNESDAY

	LOOK & SAY	heard	tray	slimy	joked	laughed
	SOUND OUT	bring	brain	breed	brag	
		brat	brim	brick	brail	
	★	I sit on the brick. Can you see me sit on the brick? It is fun.				
	READ	I heard my friend that joked and laughed. I am sad. My friend is a brat. He laughed and joked and he made me sad. He joked and laughed at me and made me sad.				





THURSDAY

	LOOK & SAY	heard	tray	slimy	joked	laughed
 	READ			<p>Jabu will bring the eggs to mom. He will bring the milk to mom. He heard his friends. He wants to play with his friends. He runs with the tray of eggs. He trips on a brick and his friends laughed. The slimy eggs crack on his head.</p>		




FRIDAY

	LOOK & SAY	heard	tray	slimy	joked	laughed
	READ & ANSWER	<ol style="list-style-type: none"> 1. Who will bring the eggs to mom? ___ will bring the eggs to mom. 2. Who did Jabu hear? He heard his ___. 3. What does Jabu want to do? He wants to 4. What cracks on his head? The ___ ___ crack on his head. 				




MONDAY

	LOOK & SAY	heard	tray	slimy	joked	laughed
	SOUND OUT	bring	brain	breed	brag	
		brat	brim	brick	brail	
	★	Am I a brat? I am not a brat.				
	READ	I need a red brick. Will you bring me a red brick? My friends will see the red brick. My friend is a brat. He laughed. He laughed at my red brick.				





TUESDAY

	WRITE	Copy the  and  words from Monday into your exercise books.				
---	-------	--	--	--	--	--



WEDNESDAY

	LOOK & SAY	heard	tray	slimy	joked	laughed
	SOUND OUT	bring	brain	breed	brag	
		brat	brim	brick	brail	
	★	I sit on the brick. Can you see me sit on the brick? It is fun.				
	READ	I heard my friend that joked and laughed. I am sad. My friend is a brat. He laughed and joked and he made me sad. He joked and laughed at me and made me sad.				





THURSDAY

	LOOK & SAY	heard	tray	slimy	joked	laughed
 	READ			<p>Jabu will bring the eggs to mom. He will bring the milk to mom. He heard his friends. He wants to play with his friends. He runs with the tray of eggs. He trips on a brick and his friends laughed. The slimy eggs crack on his head.</p>		




FRIDAY

	LOOK & SAY	heard	tray	slimy	joked	laughed
	READ & ANSWER	<ol style="list-style-type: none"> 1. Who will bring the eggs to mom? ___ will bring the eggs to mom. 2. Who did Jabu hear? He heard his ___. 3. What does Jabu want to do? He wants to 4. What cracks on his head? The ___ ___ crack on his head. 				





MONDAY

	LOOK & SAY	heard	tray	slimy	joked	laughed
	SOUND OUT	bring	brain	breed	brag	
		brat	brim	brick	brail	
	★	Am I a brat? I am not a brat.				
	READ	I need a red brick. Will you bring me a red brick? My friends will see the red brick. My friend is a brat. He laughed. He laughed at my red brick.				





TUESDAY

	WRITE	Copy the  and  words from Monday into your exercise books.				
---	-------	--	--	--	--	--



WEDNESDAY

	LOOK & SAY	heard	tray	slimy	joked	laughed
	SOUND OUT	bring	brain	breed	brag	
		brat	brim	brick	brail	
	★	I sit on the brick. Can you see me sit on the brick? It is fun.				
	READ	I heard my friend that joked and laughed. I am sad. My friend is a brat. He laughed and joked and he made me sad. He joked and laughed at me and made me sad.				





THURSDAY

	LOOK & SAY	heard	tray	slimy	joked	laughed
 	READ			<p>Jabu will bring the eggs to mom. He will bring the milk to mom. He heard his friends. He wants to play with his friends. He runs with the tray of eggs. He trips on a brick and his friends laughed. The slimy eggs crack on his head.</p>		




FRIDAY

	LOOK & SAY	heard	tray	slimy	joked	laughed
	READ & ANSWER	<ol style="list-style-type: none"> 1. Who will bring the eggs to mom? ___ will bring the eggs to mom. 2. Who did Jabu hear? He heard his ___. 3. What does Jabu want to do? He wants to 4. What cracks on his head? The ___ ___ crack on his head. 				





MONDAY

	LOOK & SAY	heard	tray	slimy	joked	laughed
	SOUND OUT	bring	brain	breed	brag	
		brat	brim	brick	brail	
	★	Am I a brat? I am not a brat.				
	READ	I need a red brick. Will you bring me a red brick? My friends will see the red brick. My friend is a brat. He laughed. He laughed at my red brick.				





TUESDAY

	WRITE	Copy the  and  words from Monday into your exercise books.				
---	-------	--	--	--	--	--



WEDNESDAY

	LOOK & SAY	heard	tray	slimy	joked	laughed
	SOUND OUT	bring	brain	breed	brag	
		brat	brim	brick	brail	
	★	I sit on the brick. Can you see me sit on the brick? It is fun.				
	READ	I heard my friend that joked and laughed. I am sad. My friend is a brat. He laughed and joked and he made me sad. He joked and laughed at me and made me sad.				





THURSDAY

	LOOK & SAY	heard	tray	slimy	joked	laughed
 	READ			<p>Jabu will bring the eggs to mom. He will bring the milk to mom. He heard his friends. He wants to play with his friends. He runs with the tray of eggs. He trips on a brick and his friends laughed. The slimy eggs crack on his head.</p>		




FRIDAY

	LOOK & SAY	heard	tray	slimy	joked	laughed
	READ & ANSWER	<ol style="list-style-type: none"> 1. Who will bring the eggs to mom? ___ will bring the eggs to mom. 2. Who did Jabu hear? He heard his ___. 3. What does Jabu want to do? He wants to 4. What cracks on his head? The ___ ___ crack on his head. 				




MONDAY

	LOOK & SAY	heard	tray	slimy	joked	laughed
	SOUND OUT	bring	brain	breed	brag	
		brat	brim	brick	brail	
	★	Am I a brat? I am not a brat.				
	READ	I need a red brick. Will you bring me a red brick? My friends will see the red brick. My friend is a brat. He laughed. He laughed at my red brick.				





TUESDAY

	WRITE	Copy the  and  words from Monday into your exercise books.				
---	-------	--	--	--	--	--



WEDNESDAY

	LOOK & SAY	heard	tray	slimy	joked	laughed
	SOUND OUT	bring	brain	breed	brag	
		brat	brim	brick	brail	
	★	I sit on the brick. Can you see me sit on the brick? It is fun.				
	READ	I heard my friend that joked and laughed. I am sad. My friend is a brat. He laughed and joked and he made me sad. He joked and laughed at me and made me sad.				





THURSDAY

	LOOK & SAY	heard	tray	slimy	joked	laughed
 	READ			<p>Jabu will bring the eggs to mom. He will bring the milk to mom. He heard his friends. He wants to play with his friends. He runs with the tray of eggs. He trips on a brick and his friends laughed. The slimy eggs crack on his head.</p>		




FRIDAY

	LOOK & SAY	heard	tray	slimy	joked	laughed
	READ & ANSWER	<ol style="list-style-type: none"> 1. Who will bring the eggs to mom? ___ will bring the eggs to mom. 2. Who did Jabu hear? He heard his ___. 3. What does Jabu want to do? He wants to 4. What cracks on his head? The ___ ___ crack on his head. 				




MONDAY

	LOOK & SAY	heard	tray	slimy	joked	laughed
	SOUND OUT	bring	brain	breed	brag	
		brat	brim	brick	brail	
	★	Am I a brat? I am not a brat.				
	READ	I need a red brick. Will you bring me a red brick? My friends will see the red brick. My friend is a brat. He laughed. He laughed at my red brick.				





TUESDAY

	WRITE	Copy the  and  words from Monday into your exercise books.				
---	-------	--	--	--	--	--



WEDNESDAY

	LOOK & SAY	heard	tray	slimy	joked	laughed
	SOUND OUT	bring	brain	breed	brag	
		brat	brim	brick	brail	
	★	I sit on the brick. Can you see me sit on the brick? It is fun.				
	READ	I heard my friend that joked and laughed. I am sad. My friend is a brat. He laughed and joked and he made me sad. He joked and laughed at me and made me sad.				





THURSDAY

	LOOK & SAY	heard	tray	slimy	joked	laughed
 	READ			<p>Jabu will bring the eggs to mom. He will bring the milk to mom. He heard his friends. He wants to play with his friends. He runs with the tray of eggs. He trips on a brick and his friends laughed. The slimy eggs crack on his head.</p>		




FRIDAY

	LOOK & SAY	heard	tray	slimy	joked	laughed
	READ & ANSWER	<ol style="list-style-type: none"> 1. Who will bring the eggs to mom? ___ will bring the eggs to mom. 2. Who did Jabu hear? He heard his ___. 3. What does Jabu want to do? He wants to 4. What cracks on his head? The ___ ___ crack on his head. 				





MONDAY

	LOOK & SAY	heard	tray	slimy	joked	laughed
	SOUND OUT	bring	brain	breed	brag	
		brat	brim	brick	brail	
	★	Am I a brat? I am not a brat.				
	READ	I need a red brick. Will you bring me a red brick? My friends will see the red brick. My friend is a brat. He laughed. He laughed at my red brick.				





TUESDAY

	WRITE	Copy the  and  words from Monday into your exercise books.				
---	-------	--	--	--	--	--



WEDNESDAY

	LOOK & SAY	heard	tray	slimy	joked	laughed
	SOUND OUT	bring	brain	breed	brag	
		brat	brim	brick	brail	
	★	I sit on the brick. Can you see me sit on the brick? It is fun.				
	READ	I heard my friend that joked and laughed. I am sad. My friend is a brat. He laughed and joked and he made me sad. He joked and laughed at me and made me sad.				





THURSDAY

	LOOK & SAY	heard	tray	slimy	joked	laughed
 	READ			<p>Jabu will bring the eggs to mom. He will bring the milk to mom. He heard his friends. He wants to play with his friends. He runs with the tray of eggs. He trips on a brick and his friends laughed. The slimy eggs crack on his head.</p>		




FRIDAY

	LOOK & SAY	heard	tray	slimy	joked	laughed
	READ & ANSWER	<ol style="list-style-type: none"> 1. Who will bring the eggs to mom? ___ will bring the eggs to mom. 2. Who did Jabu hear? He heard his ___. 3. What does Jabu want to do? He wants to 4. What cracks on his head? The ___ ___ crack on his head. 				





MONDAY

	LOOK & SAY	heard	tray	slimy	joked	laughed
	SOUND OUT	bring	brain	breed	brag	
		brat	brim	brick	brail	
	★	Am I a brat? I am not a brat.				
	READ	I need a red brick. Will you bring me a red brick? My friends will see the red brick. My friend is a brat. He laughed. He laughed at my red brick.				





TUESDAY

	WRITE	Copy the  and  words from Monday into your exercise books.				
---	-------	--	--	--	--	--



WEDNESDAY

	LOOK & SAY	heard	tray	slimy	joked	laughed
	SOUND OUT	bring	brain	breed	brag	
		brat	brim	brick	brail	
	★	I sit on the brick. Can you see me sit on the brick? It is fun.				
	READ	I heard my friend that joked and laughed. I am sad. My friend is a brat. He laughed and joked and he made me sad. He joked and laughed at me and made me sad.				





THURSDAY

	LOOK & SAY	heard	tray	slimy	joked	laughed
 	READ			<p>Jabu will bring the eggs to mom. He will bring the milk to mom. He heard his friends. He wants to play with his friends. He runs with the tray of eggs. He trips on a brick and his friends laughed. The slimy eggs crack on his head.</p>		




FRIDAY

	LOOK & SAY	heard	tray	slimy	joked	laughed
	READ & ANSWER	<ol style="list-style-type: none"> 1. Who will bring the eggs to mom? ___ will bring the eggs to mom. 2. Who did Jabu hear? He heard his ___. 3. What does Jabu want to do? He wants to 4. What cracks on his head? The ___ ___ crack on his head. 				




MONDAY

	LOOK & SAY	heard	tray	slimy	joked	laughed
	SOUND OUT	bring	brain	breed	brag	
		brat	brim	brick	brail	
	★	Am I a brat? I am not a brat.				
	READ	I need a red brick. Will you bring me a red brick? My friends will see the red brick. My friend is a brat. He laughed. He laughed at my red brick.				





TUESDAY

	WRITE	Copy the  and  words from Monday into your exercise books.				
---	-------	--	--	--	--	--



WEDNESDAY

	LOOK & SAY	heard	tray	slimy	joked	laughed
	SOUND OUT	bring	brain	breed	brag	
		brat	brim	brick	brail	
	★	I sit on the brick. Can you see me sit on the brick? It is fun.				
	READ	I heard my friend that joked and laughed. I am sad. My friend is a brat. He laughed and joked and he made me sad. He joked and laughed at me and made me sad.				





THURSDAY

	LOOK & SAY	heard	tray	slimy	joked	laughed
 	READ			<p>Jabu will bring the eggs to mom. He will bring the milk to mom. He heard his friends. He wants to play with his friends. He runs with the tray of eggs. He trips on a brick and his friends laughed. The slimy eggs crack on his head.</p>		




FRIDAY

	LOOK & SAY	heard	tray	slimy	joked	laughed
	READ & ANSWER	<ol style="list-style-type: none"> 1. Who will bring the eggs to mom? ___ will bring the eggs to mom. 2. Who did Jabu hear? He heard his ___. 3. What does Jabu want to do? He wants to 4. What cracks on his head? The ___ ___ crack on his head. 				




MONDAY

	LOOK & SAY	heard	tray	slimy	joked	laughed
	SOUND OUT	bring	brain	breed	brag	
		brat	brim	brick	brail	
	★	Am I a brat? I am not a brat.				
	READ	I need a red brick. Will you bring me a red brick? My friends will see the red brick. My friend is a brat. He laughed. He laughed at my red brick.				





TUESDAY

	WRITE	Copy the  and  words from Monday into your exercise books.				
---	-------	--	--	--	--	--



WEDNESDAY

	LOOK & SAY	heard	tray	slimy	joked	laughed
	SOUND OUT	bring	brain	breed	brag	
		brat	brim	brick	brail	
	★	I sit on the brick. Can you see me sit on the brick? It is fun.				
	READ	I heard my friend that joked and laughed. I am sad. My friend is a brat. He laughed and joked and he made me sad. He joked and laughed at me and made me sad.				





THURSDAY

	LOOK & SAY	heard	tray	slimy	joked	laughed
 	READ			<p>Jabu will bring the eggs to mom. He will bring the milk to mom. He heard his friends. He wants to play with his friends. He runs with the tray of eggs. He trips on a brick and his friends laughed. The slimy eggs crack on his head.</p>		




FRIDAY

	LOOK & SAY	heard	tray	slimy	joked	laughed
	READ & ANSWER	<ol style="list-style-type: none"> 1. Who will bring the eggs to mom? ___ will bring the eggs to mom. 2. Who did Jabu hear? He heard his ___. 3. What does Jabu want to do? He wants to 4. What cracks on his head? The ___ ___ crack on his head. 				





MONDAY

	LOOK & SAY	heard	tray	slimy	joked	laughed
	SOUND OUT	bring	brain	breed	brag	
		brat	brim	brick	brail	
	★	Am I a brat? I am not a brat.				
	READ	I need a red brick. Will you bring me a red brick? My friends will see the red brick. My friend is a brat. He laughed. He laughed at my red brick.				





TUESDAY

	WRITE	Copy the  and  words from Monday into your exercise books.				
---	-------	--	--	--	--	--



WEDNESDAY

	LOOK & SAY	heard	tray	slimy	joked	laughed
	SOUND OUT	bring	brain	breed	brag	
		brat	brim	brick	brail	
	★	I sit on the brick. Can you see me sit on the brick? It is fun.				
	READ	I heard my friend that joked and laughed. I am sad. My friend is a brat. He laughed and joked and he made me sad. He joked and laughed at me and made me sad.				





THURSDAY

	LOOK & SAY	heard	tray	slimy	joked	laughed
 	READ			<p>Jabu will bring the eggs to mom. He will bring the milk to mom. He heard his friends. He wants to play with his friends. He runs with the tray of eggs. He trips on a brick and his friends laughed. The slimy eggs crack on his head.</p>		




FRIDAY

	LOOK & SAY	heard	tray	slimy	joked	laughed
	READ & ANSWER	<ol style="list-style-type: none"> 1. Who will bring the eggs to mom? ___ will bring the eggs to mom. 2. Who did Jabu hear? He heard his ___. 3. What does Jabu want to do? He wants to 4. What cracks on his head? The ___ ___ crack on his head. 				





MONDAY

	LOOK & SAY	heard	tray	slimy	joked	laughed
	SOUND OUT	bring	brain	breed	brag	
		brat	brim	brick	brail	
	★	Am I a brat? I am not a brat.				
	READ	I need a red brick. Will you bring me a red brick? My friends will see the red brick. My friend is a brat. He laughed. He laughed at my red brick.				





TUESDAY

	WRITE	Copy the  and  words from Monday into your exercise books.				
---	-------	--	--	--	--	--



WEDNESDAY

	LOOK & SAY	heard	tray	slimy	joked	laughed
	SOUND OUT	bring	brain	breed	brag	
		brat	brim	brick	brail	
	★	I sit on the brick. Can you see me sit on the brick? It is fun.				
	READ	I heard my friend that joked and laughed. I am sad. My friend is a brat. He laughed and joked and he made me sad. He joked and laughed at me and made me sad.				





THURSDAY

	LOOK & SAY	heard	tray	slimy	joked	laughed
 	READ			<p>Jabu will bring the eggs to mom. He will bring the milk to mom. He heard his friends. He wants to play with his friends. He runs with the tray of eggs. He trips on a brick and his friends laughed. The slimy eggs crack on his head.</p>		




FRIDAY

	LOOK & SAY	heard	tray	slimy	joked	laughed
	READ & ANSWER	<ol style="list-style-type: none"> 1. Who will bring the eggs to mom? ___ will bring the eggs to mom. 2. Who did Jabu hear? He heard his ___. 3. What does Jabu want to do? He wants to 4. What cracks on his head? The ___ ___ crack on his head. 				




MONDAY

	LOOK & SAY	heard	tray	slimy	joked	laughed
	SOUND OUT	bring	brain	breed	brag	
		brat	brim	brick	brail	
	★	Am I a brat? I am not a brat.				
	READ	I need a red brick. Will you bring me a red brick? My friends will see the red brick. My friend is a brat. He laughed. He laughed at my red brick.				





TUESDAY

	WRITE	Copy the  and  words from Monday into your exercise books.				
---	-------	--	--	--	--	--



WEDNESDAY

	LOOK & SAY	heard	tray	slimy	joked	laughed
	SOUND OUT	bring	brain	breed	brag	
		brat	brim	brick	brail	
	★	I sit on the brick. Can you see me sit on the brick? It is fun.				
	READ	I heard my friend that joked and laughed. I am sad. My friend is a brat. He laughed and joked and he made me sad. He joked and laughed at me and made me sad.				





THURSDAY

	LOOK & SAY	heard	tray	slimy	joked	laughed
 	READ			<p>Jabu will bring the eggs to mom. He will bring the milk to mom. He heard his friends. He wants to play with his friends. He runs with the tray of eggs. He trips on a brick and his friends laughed. The slimy eggs crack on his head.</p>		




FRIDAY

	LOOK & SAY	heard	tray	slimy	joked	laughed
	READ & ANSWER	<ol style="list-style-type: none"> 1. Who will bring the eggs to mom? ___ will bring the eggs to mom. 2. Who did Jabu hear? He heard his ___. 3. What does Jabu want to do? He wants to 4. What cracks on his head? The ___ ___ crack on his head. 				





MONDAY

	LOOK & SAY	heard	tray	slimy	joked	laughed
	SOUND OUT	bring	brain	breed	brag	
		brat	brim	brick	brail	
	★	Am I a brat? I am not a brat.				
	READ	I need a red brick. Will you bring me a red brick? My friends will see the red brick. My friend is a brat. He laughed. He laughed at my red brick.				





TUESDAY

	WRITE	Copy the  and  words from Monday into your exercise books.				
---	-------	--	--	--	--	--



WEDNESDAY

	LOOK & SAY	heard	tray	slimy	joked	laughed
	SOUND OUT	bring	brain	breed	brag	
		brat	brim	brick	brail	
	★	I sit on the brick. Can you see me sit on the brick? It is fun.				
	READ	I heard my friend that joked and laughed. I am sad. My friend is a brat. He laughed and joked and he made me sad. He joked and laughed at me and made me sad.				





THURSDAY

	LOOK & SAY	heard	tray	slimy	joked	laughed
 	READ			<p>Jabu will bring the eggs to mom. He will bring the milk to mom. He heard his friends. He wants to play with his friends. He runs with the tray of eggs. He trips on a brick and his friends laughed. The slimy eggs crack on his head.</p>		




FRIDAY

	LOOK & SAY	heard	tray	slimy	joked	laughed
	READ & ANSWER	<ol style="list-style-type: none"> 1. Who will bring the eggs to mom? ___ will bring the eggs to mom. 2. Who did Jabu hear? He heard his ___. 3. What does Jabu want to do? He wants to 4. What cracks on his head? The ___ ___ crack on his head. 				





MONDAY

	LOOK & SAY	parcel	farm	across	chase	short
	SOUND OUT	plain	plug	plop	plot	
		plus	plum	plan		
	★	I see a plum. I see a big plum. I can cut the big plum.				
	READ	I need a plum in my parcel. The plum is big. It will not fit in my parcel. I need a plan to fit the big plum plus the plug in my parcel. If I cut the plum it will fit.				





TUESDAY

	WRITE	Copy the  and  words from Monday into your exercise books.				
---	-------	--	--	--	--	--



WEDNESDAY

	LOOK & SAY	parcel	farm	across	chase	short
	SOUND OUT	plain	plug	plop	plot	
		plus	plum	plan		
	★	I sit on the plot. I see a plug on the plot.				
	READ	I will run across the big farm. I will run across the big farm to get a plum. The dog will chase me. The short dog will chase me across the farm. I will not get a plum.				





THURSDAY

	LOOK & SAY	parcel	farm	across	chase	short
 	READ					<p>Duma needs to bring a parcel to his Uncle. The friends want to chase a frog. They will stay to chase the frog. They will play and play. They will not get home soon.</p>




FRIDAY

	LOOK & SAY	parcel	farm	across	chase	short
	READ & ANSWER	<ol style="list-style-type: none"> 1. Who needs to bring a parcel to his Uncle? ___ needs to bring a parcel to his Uncle. 2. What does Duma need to bring to his Uncle? He needs to bring a ___ to his Uncle. 3. What do the friends want to chase? They want to chase a ___. 4. Will they get home soon? Yes/No, they will/will not get home soon. 				





MONDAY

	LOOK & SAY	parcel	farm	across	chase	short
	SOUND OUT	plain	plug	plop	plot	
		plus	plum	plan		
	★	I see a plum. I see a big plum. I can cut the big plum.				
	READ	I need a plum in my parcel. The plum is big. It will not fit in my parcel. I need a plan to fit the big plum plus the plug in my parcel. If I cut the plum it will fit.				





TUESDAY

	WRITE	Copy the  and  words from Monday into your exercise books.				
---	-------	--	--	--	--	--



WEDNESDAY

	LOOK & SAY	parcel	farm	across	chase	short
	SOUND OUT	plain	plug	plop	plot	
		plus	plum	plan		
	★	I sit on the plot. I see a plug on the plot.				
	READ	I will run across the big farm. I will run across the big farm to get a plum. The dog will chase me. The short dog will chase me across the farm. I will not get a plum.				





THURSDAY

	LOOK & SAY	parcel	farm	across	chase	short
 	READ					<p>Duma needs to bring a parcel to his Uncle. The friends want to chase a frog. They will stay to chase the frog. They will play and play. They will not get home soon.</p>




FRIDAY

	LOOK & SAY	parcel	farm	across	chase	short
	READ & ANSWER	<ol style="list-style-type: none"> 1. Who needs to bring a parcel to his Uncle? ___ needs to bring a parcel to his Uncle. 2. What does Duma need to bring to his Uncle? He needs to bring a ___ to his Uncle. 3. What do the friends want to chase? They want to chase a ___. 4. Will they get home soon? Yes/No, they will/will not get home soon. 				





MONDAY

	LOOK & SAY	parcel	farm	across	chase	short
	SOUND OUT	plain	plug	plop	plot	
		plus	plum	plan		
	★	I see a plum. I see a big plum. I can cut the big plum.				
	READ	I need a plum in my parcel. The plum is big. It will not fit in my parcel. I need a plan to fit the big plum plus the plug in my parcel. If I cut the plum it will fit.				





TUESDAY

	WRITE	Copy the  and  words from Monday into your exercise books.				
---	-------	--	--	--	--	--



WEDNESDAY

	LOOK & SAY	parcel	farm	across	chase	short
	SOUND OUT	plain	plug	plop	plot	
		plus	plum	plan		
	★	I sit on the plot. I see a plug on the plot.				
	READ	I will run across the big farm. I will run across the big farm to get a plum. The dog will chase me. The short dog will chase me across the farm. I will not get a plum.				





THURSDAY

	LOOK & SAY	parcel	farm	across	chase	short
 	READ					<p>Duma needs to bring a parcel to his Uncle. The friends want to chase a frog. They will stay to chase the frog. They will play and play. They will not get home soon.</p>




FRIDAY

	LOOK & SAY	parcel	farm	across	chase	short
	READ & ANSWER	<ol style="list-style-type: none"> 1. Who needs to bring a parcel to his Uncle? ___ needs to bring a parcel to his Uncle. 2. What does Duma need to bring to his Uncle? He needs to bring a ___ to his Uncle. 3. What do the friends want to chase? They want to chase a ___. 4. Will they get home soon? Yes/No, they will/will not get home soon. 				





MONDAY

	LOOK & SAY	parcel	farm	across	chase	short
	SOUND OUT	plain	plug	plop	plot	
		plus	plum	plan		
	★	I see a plum. I see a big plum. I can cut the big plum.				
	READ	I need a plum in my parcel. The plum is big. It will not fit in my parcel. I need a plan to fit the big plum plus the plug in my parcel. If I cut the plum it will fit.				





TUESDAY

	WRITE	Copy the  and  words from Monday into your exercise books.				
---	-------	--	--	--	--	--



WEDNESDAY

	LOOK & SAY	parcel	farm	across	chase	short
	SOUND OUT	plain	plug	plop	plot	
		plus	plum	plan		
	★	I sit on the plot. I see a plug on the plot.				
	READ	I will run across the big farm. I will run across the big farm to get a plum. The dog will chase me. The short dog will chase me across the farm. I will not get a plum.				





THURSDAY

	LOOK & SAY	parcel	farm	across	chase	short
 	READ					<p>Duma needs to bring a parcel to his Uncle. The friends want to chase a frog. They will stay to chase the frog. They will play and play. They will not get home soon.</p>




FRIDAY

	LOOK & SAY	parcel	farm	across	chase	short
	READ & ANSWER	<ol style="list-style-type: none"> 1. Who needs to bring a parcel to his Uncle? ___ needs to bring a parcel to his Uncle. 2. What does Duma need to bring to his Uncle? He needs to bring a ___ to his Uncle. 3. What do the friends want to chase? They want to chase a ___. 4. Will they get home soon? Yes/No, they will/will not get home soon. 				





MONDAY

	LOOK & SAY	parcel	farm	across	chase	short
	SOUND OUT	plain	plug	plop	plot	
		plus	plum	plan		
	★	I see a plum. I see a big plum. I can cut the big plum.				
	READ	I need a plum in my parcel. The plum is big. It will not fit in my parcel. I need a plan to fit the big plum plus the plug in my parcel. If I cut the plum it will fit.				





TUESDAY

	WRITE	Copy the  and  words from Monday into your exercise books.				
---	-------	--	--	--	--	--



WEDNESDAY

	LOOK & SAY	parcel	farm	across	chase	short
	SOUND OUT	plain	plug	plop	plot	
		plus	plum	plan		
	★	I sit on the plot. I see a plug on the plot.				
	READ	I will run across the big farm. I will run across the big farm to get a plum. The dog will chase me. The short dog will chase me across the farm. I will not get a plum.				





THURSDAY

	LOOK & SAY	parcel	farm	across	chase	short
 	READ					<p>Duma needs to bring a parcel to his Uncle. The friends want to chase a frog. They will stay to chase the frog. They will play and play. They will not get home soon.</p>




FRIDAY

	LOOK & SAY	parcel	farm	across	chase	short
	READ & ANSWER	<ol style="list-style-type: none"> 1. Who needs to bring a parcel to his Uncle? ___ needs to bring a parcel to his Uncle. 2. What does Duma need to bring to his Uncle? He needs to bring a ___ to his Uncle. 3. What do the friends want to chase? They want to chase a ___. 4. Will they get home soon? Yes/No, they will/will not get home soon. 				





MONDAY

	LOOK & SAY	parcel	farm	across	chase	short
	SOUND OUT	plain	plug	plop	plot	
		plus	plum	plan		
	★	I see a plum. I see a big plum. I can cut the big plum.				
	READ	I need a plum in my parcel. The plum is big. It will not fit in my parcel. I need a plan to fit the big plum plus the plug in my parcel. If I cut the plum it will fit.				





TUESDAY

	WRITE	Copy the  and  words from Monday into your exercise books.				
---	-------	--	--	--	--	--



WEDNESDAY

	LOOK & SAY	parcel	farm	across	chase	short
	SOUND OUT	plain	plug	plop	plot	
		plus	plum	plan		
	★	I sit on the plot. I see a plug on the plot.				
	READ	I will run across the big farm. I will run across the big farm to get a plum. The dog will chase me. The short dog will chase me across the farm. I will not get a plum.				





THURSDAY

	LOOK & SAY	parcel	farm	across	chase	short
 	READ					<p>Duma needs to bring a parcel to his Uncle. The friends want to chase a frog. They will stay to chase the frog. They will play and play. They will not get home soon.</p>

FRIDAY

	LOOK & SAY	parcel	farm	across	chase	short
	READ & ANSWER	<ol style="list-style-type: none"> 1. Who needs to bring a parcel to his Uncle? ___ needs to bring a parcel to his Uncle. 2. What does Duma need to bring to his Uncle? He needs to bring a ___ to his Uncle. 3. What do the friends want to chase? They want to chase a ___. 4. Will they get home soon? Yes/No, they will/will not get home soon. 				





MONDAY

	LOOK & SAY	parcel	farm	across	chase	short
	SOUND OUT	plain	plug	plop	plot	
		plus	plum	plan		
	★	I see a plum. I see a big plum. I can cut the big plum.				
	READ	I need a plum in my parcel. The plum is big. It will not fit in my parcel. I need a plan to fit the big plum plus the plug in my parcel. If I cut the plum it will fit.				





TUESDAY

	WRITE	Copy the  and  words from Monday into your exercise books.				
---	-------	--	--	--	--	--



WEDNESDAY

	LOOK & SAY	parcel	farm	across	chase	short
	SOUND OUT	plain	plug	plop	plot	
		plus	plum	plan		
	★	I sit on the plot. I see a plug on the plot.				
	READ	I will run across the big farm. I will run across the big farm to get a plum. The dog will chase me. The short dog will chase me across the farm. I will not get a plum.				





THURSDAY

	LOOK & SAY	parcel	farm	across	chase	short
 	READ					<p>Duma needs to bring a parcel to his Uncle. The friends want to chase a frog. They will stay to chase the frog. They will play and play. They will not get home soon.</p>




FRIDAY

	LOOK & SAY	parcel	farm	across	chase	short
	READ & ANSWER	<ol style="list-style-type: none"> 1. Who needs to bring a parcel to his Uncle? ___ needs to bring a parcel to his Uncle. 2. What does Duma need to bring to his Uncle? He needs to bring a ___ to his Uncle. 3. What do the friends want to chase? They want to chase a ___. 4. Will they get home soon? Yes/No, they will/will not get home soon. 				





MONDAY

	LOOK & SAY	parcel	farm	across	chase	short
	SOUND OUT	plain	plug	plop	plot	
		plus	plum	plan		
	★	I see a plum. I see a big plum. I can cut the big plum.				
	READ	I need a plum in my parcel. The plum is big. It will not fit in my parcel. I need a plan to fit the big plum plus the plug in my parcel. If I cut the plum it will fit.				





TUESDAY

	WRITE	Copy the  and  words from Monday into your exercise books.				
---	-------	--	--	--	--	--



WEDNESDAY

	LOOK & SAY	parcel	farm	across	chase	short
	SOUND OUT	plain	plug	plop	plot	
		plus	plum	plan		
	★	I sit on the plot. I see a plug on the plot.				
	READ	I will run across the big farm. I will run across the big farm to get a plum. The dog will chase me. The short dog will chase me across the farm. I will not get a plum.				





THURSDAY

	LOOK & SAY	parcel	farm	across	chase	short
 	READ					<p>Duma needs to bring a parcel to his Uncle. The friends want to chase a frog. They will stay to chase the frog. They will play and play. They will not get home soon.</p>




FRIDAY

	LOOK & SAY	parcel	farm	across	chase	short
	READ & ANSWER	<ol style="list-style-type: none"> 1. Who needs to bring a parcel to his Uncle? ____ needs to bring a parcel to his Uncle. 2. What does Duma need to bring to his Uncle? He needs to bring a ____ to his Uncle. 3. What do the friends want to chase? They want to chase a ____. 4. Will they get home soon? Yes/No, they will/will not get home soon. 				





MONDAY

	LOOK & SAY	parcel	farm	across	chase	short
	SOUND OUT	plain	plug	plop	plot	
		plus	plum	plan		
	★	I see a plum. I see a big plum. I can cut the big plum.				
	READ	I need a plum in my parcel. The plum is big. It will not fit in my parcel. I need a plan to fit the big plum plus the plug in my parcel. If I cut the plum it will fit.				





TUESDAY

	WRITE	Copy the  and  words from Monday into your exercise books.				
---	-------	--	--	--	--	--



WEDNESDAY

	LOOK & SAY	parcel	farm	across	chase	short
	SOUND OUT	plain	plug	plop	plot	
		plus	plum	plan		
	★	I sit on the plot. I see a plug on the plot.				
	READ	I will run across the big farm. I will run across the big farm to get a plum. The dog will chase me. The short dog will chase me across the farm. I will not get a plum.				





THURSDAY

	LOOK & SAY	parcel	farm	across	chase	short
 	READ					<p>Duma needs to bring a parcel to his Uncle. The friends want to chase a frog. They will stay to chase the frog. They will play and play. They will not get home soon.</p>




FRIDAY

	LOOK & SAY	parcel	farm	across	chase	short
	READ & ANSWER	<ol style="list-style-type: none"> 1. Who needs to bring a parcel to his Uncle? ___ needs to bring a parcel to his Uncle. 2. What does Duma need to bring to his Uncle? He needs to bring a ___ to his Uncle. 3. What do the friends want to chase? They want to chase a ___. 4. Will they get home soon? Yes/No, they will/will not get home soon. 				





MONDAY

	LOOK & SAY	parcel	farm	across	chase	short
	SOUND OUT	plain	plug	plop	plot	
		plus	plum	plan		
	★	I see a plum. I see a big plum. I can cut the big plum.				
	READ	I need a plum in my parcel. The plum is big. It will not fit in my parcel. I need a plan to fit the big plum plus the plug in my parcel. If I cut the plum it will fit.				





TUESDAY

	WRITE	Copy the  and  words from Monday into your exercise books.				
---	-------	--	--	--	--	--



WEDNESDAY

	LOOK & SAY	parcel	farm	across	chase	short
	SOUND OUT	plain	plug	plop	plot	
		plus	plum	plan		
	★	I sit on the plot. I see a plug on the plot.				
	READ	I will run across the big farm. I will run across the big farm to get a plum. The dog will chase me. The short dog will chase me across the farm. I will not get a plum.				





THURSDAY

	LOOK & SAY	parcel	farm	across	chase	short
 	READ					<p>Duma needs to bring a parcel to his Uncle. The friends want to chase a frog. They will stay to chase the frog. They will play and play. They will not get home soon.</p>




FRIDAY

	LOOK & SAY	parcel	farm	across	chase	short
	READ & ANSWER	<ol style="list-style-type: none"> 1. Who needs to bring a parcel to his Uncle? ___ needs to bring a parcel to his Uncle. 2. What does Duma need to bring to his Uncle? He needs to bring a ___ to his Uncle. 3. What do the friends want to chase? They want to chase a ___. 4. Will they get home soon? Yes/No, they will/will not get home soon. 				





MONDAY

	LOOK & SAY	parcel	farm	across	chase	short
	SOUND OUT	plain	plug	plop	plot	
		plus	plum	plan		
	★	I see a plum. I see a big plum. I can cut the big plum.				
	READ	I need a plum in my parcel. The plum is big. It will not fit in my parcel. I need a plan to fit the big plum plus the plug in my parcel. If I cut the plum it will fit.				





TUESDAY

	WRITE	Copy the  and  words from Monday into your exercise books.				
---	-------	--	--	--	--	--



WEDNESDAY

	LOOK & SAY	parcel	farm	across	chase	short
	SOUND OUT	plain	plug	plop	plot	
		plus	plum	plan		
	★	I sit on the plot. I see a plug on the plot.				
	READ	I will run across the big farm. I will run across the big farm to get a plum. The dog will chase me. The short dog will chase me across the farm. I will not get a plum.				





THURSDAY

	LOOK & SAY	parcel	farm	across	chase	short
 	READ					<p>Duma needs to bring a parcel to his Uncle. The friends want to chase a frog. They will stay to chase the frog. They will play and play. They will not get home soon.</p>




FRIDAY

	LOOK & SAY	parcel	farm	across	chase	short
	READ & ANSWER	<ol style="list-style-type: none"> 1. Who needs to bring a parcel to his Uncle? ___ needs to bring a parcel to his Uncle. 2. What does Duma need to bring to his Uncle? He needs to bring a ___ to his Uncle. 3. What do the friends want to chase? They want to chase a ___. 4. Will they get home soon? Yes/No, they will/will not get home soon. 				





MONDAY

	LOOK & SAY	parcel	farm	across	chase	short
	SOUND OUT	plain	plug	plop	plot	
		plus	plum	plan		
	★	I see a plum. I see a big plum. I can cut the big plum.				
	READ	I need a plum in my parcel. The plum is big. It will not fit in my parcel. I need a plan to fit the big plum plus the plug in my parcel. If I cut the plum it will fit.				





TUESDAY

	WRITE	Copy the  and  words from Monday into your exercise books.				
---	-------	--	--	--	--	--



WEDNESDAY

	LOOK & SAY	parcel	farm	across	chase	short
	SOUND OUT	plain	plug	plop	plot	
		plus	plum	plan		
	★	I sit on the plot. I see a plug on the plot.				
	READ	I will run across the big farm. I will run across the big farm to get a plum. The dog will chase me. The short dog will chase me across the farm. I will not get a plum.				





THURSDAY

	LOOK & SAY	parcel	farm	across	chase	short
 	READ					<p>Duma needs to bring a parcel to his Uncle. The friends want to chase a frog. They will stay to chase the frog. They will play and play. They will not get home soon.</p>




FRIDAY

	LOOK & SAY	parcel	farm	across	chase	short
	READ & ANSWER	<ol style="list-style-type: none"> 1. Who needs to bring a parcel to his Uncle? ___ needs to bring a parcel to his Uncle. 2. What does Duma need to bring to his Uncle? He needs to bring a ___ to his Uncle. 3. What do the friends want to chase? They want to chase a ___. 4. Will they get home soon? Yes/No, they will/will not get home soon. 				





MONDAY

	LOOK & SAY	parcel	farm	across	chase	short
	SOUND OUT	plain	plug	plop	plot	
		plus	plum	plan		
	★	I see a plum. I see a big plum. I can cut the big plum.				
	READ	I need a plum in my parcel. The plum is big. It will not fit in my parcel. I need a plan to fit the big plum plus the plug in my parcel. If I cut the plum it will fit.				





TUESDAY

	WRITE	Copy the  and  words from Monday into your exercise books.				
---	-------	--	--	--	--	--



WEDNESDAY

	LOOK & SAY	parcel	farm	across	chase	short
	SOUND OUT	plain	plug	plop	plot	
		plus	plum	plan		
	★	I sit on the plot. I see a plug on the plot.				
	READ	I will run across the big farm. I will run across the big farm to get a plum. The dog will chase me. The short dog will chase me across the farm. I will not get a plum.				





THURSDAY

	LOOK & SAY	parcel	farm	across	chase	short
 	READ					<p>Duma needs to bring a parcel to his Uncle. The friends want to chase a frog. They will stay to chase the frog. They will play and play. They will not get home soon.</p>




FRIDAY

	LOOK & SAY	parcel	farm	across	chase	short
	READ & ANSWER	<ol style="list-style-type: none"> 1. Who needs to bring a parcel to his Uncle? ___ needs to bring a parcel to his Uncle. 2. What does Duma need to bring to his Uncle? He needs to bring a ___ to his Uncle. 3. What do the friends want to chase? They want to chase a ___. 4. Will they get home soon? Yes/No, they will/will not get home soon. 				





MONDAY

	LOOK & SAY	parcel	farm	across	chase	short
	SOUND OUT	plain	plug	plop	plot	
		plus	plum	plan		
	★	I see a plum. I see a big plum. I can cut the big plum.				
	READ	I need a plum in my parcel. The plum is big. It will not fit in my parcel. I need a plan to fit the big plum plus the plug in my parcel. If I cut the plum it will fit.				





TUESDAY

	WRITE	Copy the  and  words from Monday into your exercise books.				
---	-------	--	--	--	--	--



WEDNESDAY

	LOOK & SAY	parcel	farm	across	chase	short
	SOUND OUT	plain	plug	plop	plot	
		plus	plum	plan		
	★	I sit on the plot. I see a plug on the plot.				
	READ	I will run across the big farm. I will run across the big farm to get a plum. The dog will chase me. The short dog will chase me across the farm. I will not get a plum.				





THURSDAY

	LOOK & SAY	parcel	farm	across	chase	short
 	READ					<p>Duma needs to bring a parcel to his Uncle. The friends want to chase a frog. They will stay to chase the frog. They will play and play. They will not get home soon.</p>




FRIDAY

	LOOK & SAY	parcel	farm	across	chase	short
	READ & ANSWER	<ol style="list-style-type: none"> 1. Who needs to bring a parcel to his Uncle? ___ needs to bring a parcel to his Uncle. 2. What does Duma need to bring to his Uncle? He needs to bring a ___ to his Uncle. 3. What do the friends want to chase? They want to chase a ___. 4. Will they get home soon? Yes/No, they will/will not get home soon. 				





MONDAY

	LOOK & SAY	parcel	farm	across	chase	short
	SOUND OUT	plain	plug	plop	plot	
		plus	plum	plan		
	★	I see a plum. I see a big plum. I can cut the big plum.				
	READ	I need a plum in my parcel. The plum is big. It will not fit in my parcel. I need a plan to fit the big plum plus the plug in my parcel. If I cut the plum it will fit.				





TUESDAY

	WRITE	Copy the  and  words from Monday into your exercise books.				
---	-------	--	--	--	--	--



WEDNESDAY

	LOOK & SAY	parcel	farm	across	chase	short
	SOUND OUT	plain	plug	plop	plot	
		plus	plum	plan		
	★	I sit on the plot. I see a plug on the plot.				
	READ	I will run across the big farm. I will run across the big farm to get a plum. The dog will chase me. The short dog will chase me across the farm. I will not get a plum.				





THURSDAY

	LOOK & SAY	parcel	farm	across	chase	short
 	READ					<p>Duma needs to bring a parcel to his Uncle. The friends want to chase a frog. They will stay to chase the frog. They will play and play. They will not get home soon.</p>




FRIDAY

	LOOK & SAY	parcel	farm	across	chase	short
	READ & ANSWER	<ol style="list-style-type: none"> 1. Who needs to bring a parcel to his Uncle? ___ needs to bring a parcel to his Uncle. 2. What does Duma need to bring to his Uncle? He needs to bring a ___ to his Uncle. 3. What do the friends want to chase? They want to chase a ___. 4. Will they get home soon? Yes/No, they will/will not get home soon. 				





MONDAY

	LOOK & SAY	parcel	farm	across	chase	short
	SOUND OUT	plain	plug	plop	plot	
		plus	plum	plan		
	★	I see a plum. I see a big plum. I can cut the big plum.				
	READ	I need a plum in my parcel. The plum is big. It will not fit in my parcel. I need a plan to fit the big plum plus the plug in my parcel. If I cut the plum it will fit.				





TUESDAY

	WRITE	Copy the  and  words from Monday into your exercise books.				
---	-------	--	--	--	--	--



WEDNESDAY

	LOOK & SAY	parcel	farm	across	chase	short
	SOUND OUT	plain	plug	plop	plot	
		plus	plum	plan		
	★	I sit on the plot. I see a plug on the plot.				
	READ	I will run across the big farm. I will run across the big farm to get a plum. The dog will chase me. The short dog will chase me across the farm. I will not get a plum.				





THURSDAY

	LOOK & SAY	parcel	farm	across	chase	short
 	READ					<p>Duma needs to bring a parcel to his Uncle. The friends want to chase a frog. They will stay to chase the frog. They will play and play. They will not get home soon.</p>




FRIDAY

	LOOK & SAY	parcel	farm	across	chase	short
	READ & ANSWER	<ol style="list-style-type: none"> 1. Who needs to bring a parcel to his Uncle? ___ needs to bring a parcel to his Uncle. 2. What does Duma need to bring to his Uncle? He needs to bring a ___ to his Uncle. 3. What do the friends want to chase? They want to chase a ___. 4. Will they get home soon? Yes/No, they will/will not get home soon. 				





MONDAY

	LOOK & SAY	parcel	farm	across	chase	short
	SOUND OUT	plain	plug	plop	plot	
		plus	plum	plan		
	★	I see a plum. I see a big plum. I can cut the big plum.				
	READ	I need a plum in my parcel. The plum is big. It will not fit in my parcel. I need a plan to fit the big plum plus the plug in my parcel. If I cut the plum it will fit.				





TUESDAY

	WRITE	Copy the  and  words from Monday into your exercise books.				
---	-------	--	--	--	--	--



WEDNESDAY

	LOOK & SAY	parcel	farm	across	chase	short
	SOUND OUT	plain	plug	plop	plot	
		plus	plum	plan		
	★	I sit on the plot. I see a plug on the plot.				
	READ	I will run across the big farm. I will run across the big farm to get a plum. The dog will chase me. The short dog will chase me across the farm. I will not get a plum.				





THURSDAY

	LOOK & SAY	parcel	farm	across	chase	short
 	READ					<p>Duma needs to bring a parcel to his Uncle. The friends want to chase a frog. They will stay to chase the frog. They will play and play. They will not get home soon.</p>




FRIDAY

	LOOK & SAY	parcel	farm	across	chase	short
	READ & ANSWER	<ol style="list-style-type: none"> 1. Who needs to bring a parcel to his Uncle? ___ needs to bring a parcel to his Uncle. 2. What does Duma need to bring to his Uncle? He needs to bring a ___ to his Uncle. 3. What do the friends want to chase? They want to chase a ___. 4. Will they get home soon? Yes/No, they will/will not get home soon. 				





MONDAY

	LOOK & SAY	parcel	farm	across	chase	short
	SOUND OUT	plain	plug	plop	plot	
		plus	plum	plan		
	★	I see a plum. I see a big plum. I can cut the big plum.				
	READ	I need a plum in my parcel. The plum is big. It will not fit in my parcel. I need a plan to fit the big plum plus the plug in my parcel. If I cut the plum it will fit.				





TUESDAY

	WRITE	Copy the  and  words from Monday into your exercise books.				
---	-------	--	--	--	--	--



WEDNESDAY

	LOOK & SAY	parcel	farm	across	chase	short
	SOUND OUT	plain	plug	plop	plot	
		plus	plum	plan		
	★	I sit on the plot. I see a plug on the plot.				
	READ	I will run across the big farm. I will run across the big farm to get a plum. The dog will chase me. The short dog will chase me across the farm. I will not get a plum.				





THURSDAY

	LOOK & SAY	parcel	farm	across	chase	short
 	READ					<p>Duma needs to bring a parcel to his Uncle. The friends want to chase a frog. They will stay to chase the frog. They will play and play. They will not get home soon.</p>




FRIDAY

	LOOK & SAY	parcel	farm	across	chase	short
	READ & ANSWER	<ol style="list-style-type: none"> 1. Who needs to bring a parcel to his Uncle? ___ needs to bring a parcel to his Uncle. 2. What does Duma need to bring to his Uncle? He needs to bring a ___ to his Uncle. 3. What do the friends want to chase? They want to chase a ___. 4. Will they get home soon? Yes/No, they will/will not get home soon. 				





MONDAY

	LOOK & SAY	parcel	farm	across	chase	short
	SOUND OUT	plain	plug	plop	plot	
		plus	plum	plan		
	★	I see a plum. I see a big plum. I can cut the big plum.				
	READ	I need a plum in my parcel. The plum is big. It will not fit in my parcel. I need a plan to fit the big plum plus the plug in my parcel. If I cut the plum it will fit.				





TUESDAY

	WRITE	Copy the  and  words from Monday into your exercise books.				
---	-------	--	--	--	--	--



WEDNESDAY

	LOOK & SAY	parcel	farm	across	chase	short
	SOUND OUT	plain	plug	plop	plot	
		plus	plum	plan		
	★	I sit on the plot. I see a plug on the plot.				
	READ	I will run across the big farm. I will run across the big farm to get a plum. The dog will chase me. The short dog will chase me across the farm. I will not get a plum.				





THURSDAY

	LOOK & SAY	parcel	farm	across	chase	short
 	READ					<p>Duma needs to bring a parcel to his Uncle. The friends want to chase a frog. They will stay to chase the frog. They will play and play. They will not get home soon.</p>




FRIDAY

	LOOK & SAY	parcel	farm	across	chase	short
	READ & ANSWER	<ol style="list-style-type: none"> 1. Who needs to bring a parcel to his Uncle? ___ needs to bring a parcel to his Uncle. 2. What does Duma need to bring to his Uncle? He needs to bring a ___ to his Uncle. 3. What do the friends want to chase? They want to chase a ___. 4. Will they get home soon? Yes/No, they will/will not get home soon. 				





MONDAY

	LOOK & SAY	parcel	farm	across	chase	short
	SOUND OUT	plain	plug	plop	plot	
		plus	plum	plan		
	★	I see a plum. I see a big plum. I can cut the big plum.				
	READ	I need a plum in my parcel. The plum is big. It will not fit in my parcel. I need a plan to fit the big plum plus the plug in my parcel. If I cut the plum it will fit.				





TUESDAY

	WRITE	Copy the  and  words from Monday into your exercise books.				
---	-------	--	--	--	--	--



WEDNESDAY

	LOOK & SAY	parcel	farm	across	chase	short
	SOUND OUT	plain	plug	plop	plot	
		plus	plum	plan		
	★	I sit on the plot. I see a plug on the plot.				
	READ	I will run across the big farm. I will run across the big farm to get a plum. The dog will chase me. The short dog will chase me across the farm. I will not get a plum.				






THURSDAY

	LOOK & SAY	parcel	farm	across	chase	short
 	READ					<p>Duma needs to bring a parcel to his Uncle. The friends want to chase a frog. They will stay to chase the frog. They will play and play. They will not get home soon.</p>




FRIDAY

	LOOK & SAY	parcel	farm	across	chase	short
	READ & ANSWER	<ol style="list-style-type: none"> 1. Who needs to bring a parcel to his Uncle? ___ needs to bring a parcel to his Uncle. 2. What does Duma need to bring to his Uncle? He needs to bring a ___ to his Uncle. 3. What do the friends want to chase? They want to chase a ___. 4. Will they get home soon? Yes/No, they will/will not get home soon. 				






MONDAY

	LOOK & SAY	home	very	couldn't	sorry	tired
	SOUND OUT	drink	pink	sink	wink	
		tank	bank	drank	plank	
	★	I wink. I wink as I drink. Can you see me wink?				
 	READ	I couldn't drink the very pink drink. The pink drink is by the sink. My mom drank the very pink drink. I am sorry I couldn't drink the very pink drink by the sink.				





TUESDAY

	WRITE	Copy the  and  words from Monday into your exercise books.				
---	-------	--	--	--	--	--



WEDNESDAY

	LOOK & SAY	home	very	couldn't	sorry	tired
	SOUND OUT	drink	pink	sink	wink	
		tank	bank	drank	plank	
	★	I see the tank. I see the pink tank. Do you see the pink tank?				
 	READ	My mom is at home. My mom is very tired. My mom is very tired and needs to go to the bank. My mom is not tired. She drank the pink drink and she is not tired. My mom can go to the bank.				







THURSDAY

	LOOK & SAY	home	very	couldn't	sorry	tired
 	READ	 <p>Duma and his friends are sad. They were tired and couldn't get home. Mom will be mad when they get home. They will get home soon. Mom will not be mad. Mom will hug them.</p>				




FRIDAY

	LOOK & SAY	home	very	couldn't	sorry	tired
	READ & ANSWER	<ol style="list-style-type: none"> 1. Who is sad? ___ and his ___ are sad. 2. Why are they sad? They were ___ and 3. Will mom be mad? Yes/No, mom will/will not be mad. 4. What will mom do? Mom will ___ them. 				







MONDAY

	LOOK & SAY	home	very	couldn't	sorry	tired
	SOUND OUT	drink	pink	sink	wink	
		tank	bank	drank	plank	
		I wink. I wink as I drink. Can you see me wink?				
 	READ	I couldn't drink the very pink drink. The pink drink is by the sink. My mom drank the very pink drink. I am sorry I couldn't drink the very pink drink by the sink.				





TUESDAY

	WRITE	Copy the  and  words from Monday into your exercise books.				
---	-------	--	--	--	--	--



WEDNESDAY

	LOOK & SAY	home	very	couldn't	sorry	tired
	SOUND OUT	drink	pink	sink	wink	
		tank	bank	drank	plank	
		I see the tank. I see the pink tank. Do you see the pink tank?				
 	READ	My mom is at home. My mom is very tired. My mom is very tired and needs to go to the bank. My mom is not tired. She drank the pink drink and she is not tired. My mom can go to the bank.				







THURSDAY

	LOOK & SAY	home	very	couldn't	sorry	tired
 	READ	 <p>Duma and his friends are sad. They were tired and couldn't get home. Mom will be mad when they get home. They will get home soon. Mom will not be mad. Mom will hug them.</p>				




FRIDAY

	LOOK & SAY	home	very	couldn't	sorry	tired
	READ & ANSWER	<ol style="list-style-type: none"> 1. Who is sad? ___ and his ___ are sad. 2. Why are they sad? They were ___ and 3. Will mom be mad? Yes/No, mom will/will not be mad. 4. What will mom do? Mom will ___ them. 				







MONDAY

	LOOK & SAY	home	very	couldn't	sorry	tired
	SOUND OUT	drink	pink	sink	wink	
		tank	bank	drank	plank	
		I wink. I wink as I drink. Can you see me wink?				
 	READ	I couldn't drink the very pink drink. The pink drink is by the sink. My mom drank the very pink drink. I am sorry I couldn't drink the very pink drink by the sink.				





TUESDAY

	WRITE	Copy the  and  words from Monday into your exercise books.				
---	-------	--	--	--	--	--



WEDNESDAY

	LOOK & SAY	home	very	couldn't	sorry	tired
	SOUND OUT	drink	pink	sink	wink	
		tank	bank	drank	plank	
		I see the tank. I see the pink tank. Do you see the pink tank?				
 	READ	My mom is at home. My mom is very tired. My mom is very tired and needs to go to the bank. My mom is not tired. She drank the pink drink and she is not tired. My mom can go to the bank.				







THURSDAY

	LOOK & SAY	home	very	couldn't	sorry	tired
 	READ	 <p>Duma and his friends are sad. They were tired and couldn't get home. Mom will be mad when they get home. They will get home soon. Mom will not be mad. Mom will hug them.</p>				




FRIDAY

	LOOK & SAY	home	very	couldn't	sorry	tired
	READ & ANSWER	<ol style="list-style-type: none"> 1. Who is sad? ___ and his ___ are sad. 2. Why are they sad? They were ___ and 3. Will mom be mad? Yes/No, mom will/will not be mad. 4. What will mom do? Mom will ___ them. 				







MONDAY

	LOOK & SAY	home	very	couldn't	sorry	tired
	SOUND OUT	drink	pink	sink	wink	
		tank	bank	drank	plank	
		I wink. I wink as I drink. Can you see me wink?				
 	READ	I couldn't drink the very pink drink. The pink drink is by the sink. My mom drank the very pink drink. I am sorry I couldn't drink the very pink drink by the sink.				





TUESDAY

	WRITE	Copy the  and  words from Monday into your exercise books.				
---	-------	--	--	--	--	--



WEDNESDAY

	LOOK & SAY	home	very	couldn't	sorry	tired
	SOUND OUT	drink	pink	sink	wink	
		tank	bank	drank	plank	
		I see the tank. I see the pink tank. Do you see the pink tank?				
 	READ	My mom is at home. My mom is very tired. My mom is very tired and needs to go to the bank. My mom is not tired. She drank the pink drink and she is not tired. My mom can go to the bank.				






THURSDAY

	LOOK & SAY	home	very	couldn't	sorry	tired
 	READ	 <p>Duma and his friends are sad. They were tired and couldn't get home. Mom will be mad when they get home. They will get home soon. Mom will not be mad. Mom will hug them.</p>				




FRIDAY

	LOOK & SAY	home	very	couldn't	sorry	tired
	READ & ANSWER	<ol style="list-style-type: none"> 1. Who is sad? ___ and his ___ are sad. 2. Why are they sad? They were ___ and 3. Will mom be mad? Yes/No, mom will/will not be mad. 4. What will mom do? Mom will ___ them. 				






MONDAY

	LOOK & SAY	home	very	couldn't	sorry	tired
	SOUND OUT	drink	pink	sink	wink	
		tank	bank	drank	plank	
	★	I wink. I wink as I drink. Can you see me wink?				
 	READ	I couldn't drink the very pink drink. The pink drink is by the sink. My mom drank the very pink drink. I am sorry I couldn't drink the very pink drink by the sink.				





TUESDAY

	WRITE	Copy the  and  words from Monday into your exercise books.				
---	-------	--	--	--	--	--



WEDNESDAY

	LOOK & SAY	home	very	couldn't	sorry	tired
	SOUND OUT	drink	pink	sink	wink	
		tank	bank	drank	plank	
	★	I see the tank. I see the pink tank. Do you see the pink tank?				
 	READ	My mom is at home. My mom is very tired. My mom is very tired and needs to go to the bank. My mom is not tired. She drank the pink drink and she is not tired. My mom can go to the bank.				







THURSDAY

	LOOK & SAY	home	very	couldn't	sorry	tired
 	READ	 <p>Duma and his friends are sad. They were tired and couldn't get home. Mom will be mad when they get home. They will get home soon. Mom will not be mad. Mom will hug them.</p>				




FRIDAY

	LOOK & SAY	home	very	couldn't	sorry	tired
	READ & ANSWER	<ol style="list-style-type: none"> 1. Who is sad? ___ and his ___ are sad. 2. Why are they sad? They were ___ and 3. Will mom be mad? Yes/No, mom will/will not be mad. 4. What will mom do? Mom will ___ them. 				







MONDAY

	LOOK & SAY	home	very	couldn't	sorry	tired
	SOUND OUT	drink	pink	sink	wink	
		tank	bank	drank	plank	
		I wink. I wink as I drink. Can you see me wink?				
 	READ	I couldn't drink the very pink drink. The pink drink is by the sink. My mom drank the very pink drink. I am sorry I couldn't drink the very pink drink by the sink.				





TUESDAY

	WRITE	Copy the  and  words from Monday into your exercise books.				
---	-------	--	--	--	--	--



WEDNESDAY

	LOOK & SAY	home	very	couldn't	sorry	tired
	SOUND OUT	drink	pink	sink	wink	
		tank	bank	drank	plank	
		I see the tank. I see the pink tank. Do you see the pink tank?				
 	READ	My mom is at home. My mom is very tired. My mom is very tired and needs to go to the bank. My mom is not tired. She drank the pink drink and she is not tired. My mom can go to the bank.				







THURSDAY

	LOOK & SAY	home	very	couldn't	sorry	tired
 	READ	 <p>Duma and his friends are sad. They were tired and couldn't get home. Mom will be mad when they get home. They will get home soon. Mom will not be mad. Mom will hug them.</p>				




FRIDAY

	LOOK & SAY	home	very	couldn't	sorry	tired
	READ & ANSWER	<ol style="list-style-type: none"> 1. Who is sad? ___ and his ___ are sad. 2. Why are they sad? They were ___ and 3. Will mom be mad? Yes/No, mom will/will not be mad. 4. What will mom do? Mom will ___ them. 				







MONDAY

	LOOK & SAY	home	very	couldn't	sorry	tired
	SOUND OUT	drink	pink	sink	wink	
		tank	bank	drank	plank	
		I wink. I wink as I drink. Can you see me wink?				
 	READ	I couldn't drink the very pink drink. The pink drink is by the sink. My mom drank the very pink drink. I am sorry I couldn't drink the very pink drink by the sink.				





TUESDAY

	WRITE	Copy the  and  words from Monday into your exercise books.				
---	-------	--	--	--	--	--



WEDNESDAY

	LOOK & SAY	home	very	couldn't	sorry	tired
	SOUND OUT	drink	pink	sink	wink	
		tank	bank	drank	plank	
		I see the tank. I see the pink tank. Do you see the pink tank?				
 	READ	My mom is at home. My mom is very tired. My mom is very tired and needs to go to the bank. My mom is not tired. She drank the pink drink and she is not tired. My mom can go to the bank.				







THURSDAY

	LOOK & SAY	home	very	couldn't	sorry	tired
 	READ	 <p>Duma and his friends are sad. They were tired and couldn't get home. Mom will be mad when they get home. They will get home soon. Mom will not be mad. Mom will hug them.</p>				




FRIDAY

	LOOK & SAY	home	very	couldn't	sorry	tired
	READ & ANSWER	<ol style="list-style-type: none"> 1. Who is sad? ___ and his ___ are sad. 2. Why are they sad? They were ___ and 3. Will mom be mad? Yes/No, mom will/will not be mad. 4. What will mom do? Mom will ___ them. 				







MONDAY

	LOOK & SAY	home	very	couldn't	sorry	tired
	SOUND OUT	drink	pink	sink	wink	
		tank	bank	drank	plank	
		I wink. I wink as I drink. Can you see me wink?				
 	READ	I couldn't drink the very pink drink. The pink drink is by the sink. My mom drank the very pink drink. I am sorry I couldn't drink the very pink drink by the sink.				





TUESDAY

	WRITE	Copy the  and  words from Monday into your exercise books.				
---	-------	--	--	--	--	--



WEDNESDAY

	LOOK & SAY	home	very	couldn't	sorry	tired
	SOUND OUT	drink	pink	sink	wink	
		tank	bank	drank	plank	
		I see the tank. I see the pink tank. Do you see the pink tank?				
 	READ	My mom is at home. My mom is very tired. My mom is very tired and needs to go to the bank. My mom is not tired. She drank the pink drink and she is not tired. My mom can go to the bank.				







THURSDAY

	LOOK & SAY	home	very	couldn't	sorry	tired
 	READ	 <p>Duma and his friends are sad. They were tired and couldn't get home. Mom will be mad when they get home. They will get home soon. Mom will not be mad. Mom will hug them.</p>				




FRIDAY

	LOOK & SAY	home	very	couldn't	sorry	tired
	READ & ANSWER	<ol style="list-style-type: none"> 1. Who is sad? ___ and his ___ are sad. 2. Why are they sad? They were ___ and 3. Will mom be mad? Yes/No, mom will/will not be mad. 4. What will mom do? Mom will ___ them. 				







MONDAY

	LOOK & SAY	home	very	couldn't	sorry	tired
	SOUND OUT	drink	pink	sink	wink	
		tank	bank	drank	plank	
		I wink. I wink as I drink. Can you see me wink?				
 	READ	I couldn't drink the very pink drink. The pink drink is by the sink. My mom drank the very pink drink. I am sorry I couldn't drink the very pink drink by the sink.				





TUESDAY

	WRITE	Copy the  and  words from Monday into your exercise books.				
---	-------	--	--	--	--	--



WEDNESDAY

	LOOK & SAY	home	very	couldn't	sorry	tired
	SOUND OUT	drink	pink	sink	wink	
		tank	bank	drank	plank	
		I see the tank. I see the pink tank. Do you see the pink tank?				
 	READ	My mom is at home. My mom is very tired. My mom is very tired and needs to go to the bank. My mom is not tired. She drank the pink drink and she is not tired. My mom can go to the bank.				







THURSDAY

	LOOK & SAY	home	very	couldn't	sorry	tired
 	READ	 <p>Duma and his friends are sad. They were tired and couldn't get home. Mom will be mad when they get home. They will get home soon. Mom will not be mad. Mom will hug them.</p>				




FRIDAY

	LOOK & SAY	home	very	couldn't	sorry	tired
	READ & ANSWER	<ol style="list-style-type: none"> 1. Who is sad? ___ and his ___ are sad. 2. Why are they sad? They were ___ and 3. Will mom be mad? Yes/No, mom will/will not be mad. 4. What will mom do? Mom will ___ them. 				







MONDAY

	LOOK & SAY	home	very	couldn't	sorry	tired
	SOUND OUT	drink	pink	sink	wink	
		tank	bank	drank	plank	
		I wink. I wink as I drink. Can you see me wink?				
 	READ	I couldn't drink the very pink drink. The pink drink is by the sink. My mom drank the very pink drink. I am sorry I couldn't drink the very pink drink by the sink.				





TUESDAY

	WRITE	Copy the  and  words from Monday into your exercise books.				
---	-------	--	--	--	--	--



WEDNESDAY

	LOOK & SAY	home	very	couldn't	sorry	tired
	SOUND OUT	drink	pink	sink	wink	
		tank	bank	drank	plank	
		I see the tank. I see the pink tank. Do you see the pink tank?				
 	READ	My mom is at home. My mom is very tired. My mom is very tired and needs to go to the bank. My mom is not tired. She drank the pink drink and she is not tired. My mom can go to the bank.				







THURSDAY

	LOOK & SAY	home	very	couldn't	sorry	tired
 	READ	 <p>Duma and his friends are sad. They were tired and couldn't get home. Mom will be mad when they get home. They will get home soon. Mom will not be mad. Mom will hug them.</p>				




FRIDAY

	LOOK & SAY	home	very	couldn't	sorry	tired
	READ & ANSWER	<ol style="list-style-type: none"> 1. Who is sad? ___ and his ___ are sad. 2. Why are they sad? They were ___ and 3. Will mom be mad? Yes/No, mom will/will not be mad. 4. What will mom do? Mom will ___ them. 				







MONDAY

	LOOK & SAY	home	very	couldn't	sorry	tired
	SOUND OUT	drink	pink	sink	wink	
		tank	bank	drank	plank	
		I wink. I wink as I drink. Can you see me wink?				
 	READ	I couldn't drink the very pink drink. The pink drink is by the sink. My mom drank the very pink drink. I am sorry I couldn't drink the very pink drink by the sink.				





TUESDAY

	WRITE	Copy the  and  words from Monday into your exercise books.				
---	-------	--	--	--	--	--



WEDNESDAY

	LOOK & SAY	home	very	couldn't	sorry	tired
	SOUND OUT	drink	pink	sink	wink	
		tank	bank	drank	plank	
		I see the tank. I see the pink tank. Do you see the pink tank?				
 	READ	My mom is at home. My mom is very tired. My mom is very tired and needs to go to the bank. My mom is not tired. She drank the pink drink and she is not tired. My mom can go to the bank.				






THURSDAY

	LOOK & SAY	home	very	couldn't	sorry	tired
 	READ	 <p>Duma and his friends are sad. They were tired and couldn't get home. Mom will be mad when they get home. They will get home soon. Mom will not be mad. Mom will hug them.</p>				




FRIDAY

	LOOK & SAY	home	very	couldn't	sorry	tired
	READ & ANSWER	<ol style="list-style-type: none"> 1. Who is sad? ___ and his ___ are sad. 2. Why are they sad? They were ___ and 3. Will mom be mad? Yes/No, mom will/will not be mad. 4. What will mom do? Mom will ___ them. 				






MONDAY

	LOOK & SAY	home	very	couldn't	sorry	tired
	SOUND OUT	drink	pink	sink	wink	
		tank	bank	drank	plank	
	★	I wink. I wink as I drink. Can you see me wink?				
 	READ	I couldn't drink the very pink drink. The pink drink is by the sink. My mom drank the very pink drink. I am sorry I couldn't drink the very pink drink by the sink.				





TUESDAY

	WRITE	Copy the  and  words from Monday into your exercise books.				
---	-------	--	--	--	--	--



WEDNESDAY

	LOOK & SAY	home	very	couldn't	sorry	tired
	SOUND OUT	drink	pink	sink	wink	
		tank	bank	drank	plank	
	★	I see the tank. I see the pink tank. Do you see the pink tank?				
 	READ	My mom is at home. My mom is very tired. My mom is very tired and needs to go to the bank. My mom is not tired. She drank the pink drink and she is not tired. My mom can go to the bank.				







THURSDAY

	LOOK & SAY	home	very	couldn't	sorry	tired
 	READ	 <p>Duma and his friends are sad. They were tired and couldn't get home. Mom will be mad when they get home. They will get home soon. Mom will not be mad. Mom will hug them.</p>				




FRIDAY

	LOOK & SAY	home	very	couldn't	sorry	tired
	READ & ANSWER	<ol style="list-style-type: none"> 1. Who is sad? ___ and his ___ are sad. 2. Why are they sad? They were ___ and 3. Will mom be mad? Yes/No, mom will/will not be mad. 4. What will mom do? Mom will ___ them. 				







MONDAY

	LOOK & SAY	home	very	couldn't	sorry	tired
	SOUND OUT	drink	pink	sink	wink	
		tank	bank	drank	plank	
		I wink. I wink as I drink. Can you see me wink?				
 	READ	I couldn't drink the very pink drink. The pink drink is by the sink. My mom drank the very pink drink. I am sorry I couldn't drink the very pink drink by the sink.				





TUESDAY

	WRITE	Copy the  and  words from Monday into your exercise books.				
---	-------	--	--	--	--	--



WEDNESDAY

	LOOK & SAY	home	very	couldn't	sorry	tired
	SOUND OUT	drink	pink	sink	wink	
		tank	bank	drank	plank	
		I see the tank. I see the pink tank. Do you see the pink tank?				
 	READ	My mom is at home. My mom is very tired. My mom is very tired and needs to go to the bank. My mom is not tired. She drank the pink drink and she is not tired. My mom can go to the bank.				







THURSDAY

	LOOK & SAY	home	very	couldn't	sorry	tired
 	READ	 <p>Duma and his friends are sad. They were tired and couldn't get home. Mom will be mad when they get home. They will get home soon. Mom will not be mad. Mom will hug them.</p>				




FRIDAY

	LOOK & SAY	home	very	couldn't	sorry	tired
	READ & ANSWER	<ol style="list-style-type: none"> 1. Who is sad? ___ and his ___ are sad. 2. Why are they sad? They were ___ and 3. Will mom be mad? Yes/No, mom will/will not be mad. 4. What will mom do? Mom will ___ them. 				







MONDAY

	LOOK & SAY	home	very	couldn't	sorry	tired
	SOUND OUT	drink	pink	sink	wink	
		tank	bank	drank	plank	
		I wink. I wink as I drink. Can you see me wink?				
 	READ	I couldn't drink the very pink drink. The pink drink is by the sink. My mom drank the very pink drink. I am sorry I couldn't drink the very pink drink by the sink.				





TUESDAY

	WRITE	Copy the  and  words from Monday into your exercise books.				
---	-------	--	--	--	--	--



WEDNESDAY

	LOOK & SAY	home	very	couldn't	sorry	tired
	SOUND OUT	drink	pink	sink	wink	
		tank	bank	drank	plank	
		I see the tank. I see the pink tank. Do you see the pink tank?				
 	READ	My mom is at home. My mom is very tired. My mom is very tired and needs to go to the bank. My mom is not tired. She drank the pink drink and she is not tired. My mom can go to the bank.				







THURSDAY

	LOOK & SAY	home	very	couldn't	sorry	tired
 	READ	 <p>Duma and his friends are sad. They were tired and couldn't get home. Mom will be mad when they get home. They will get home soon. Mom will not be mad. Mom will hug them.</p>				




FRIDAY

	LOOK & SAY	home	very	couldn't	sorry	tired
	READ & ANSWER	<ol style="list-style-type: none"> 1. Who is sad? ___ and his ___ are sad. 2. Why are they sad? They were ___ and 3. Will mom be mad? Yes/No, mom will/will not be mad. 4. What will mom do? Mom will ___ them. 				







MONDAY

	LOOK & SAY	home	very	couldn't	sorry	tired
	SOUND OUT	drink	pink	sink	wink	
		tank	bank	drank	plank	
		I wink. I wink as I drink. Can you see me wink?				
 	READ	I couldn't drink the very pink drink. The pink drink is by the sink. My mom drank the very pink drink. I am sorry I couldn't drink the very pink drink by the sink.				





TUESDAY

	WRITE	Copy the  and  words from Monday into your exercise books.				
---	-------	--	--	--	--	--



WEDNESDAY

	LOOK & SAY	home	very	couldn't	sorry	tired
	SOUND OUT	drink	pink	sink	wink	
		tank	bank	drank	plank	
		I see the tank. I see the pink tank. Do you see the pink tank?				
 	READ	My mom is at home. My mom is very tired. My mom is very tired and needs to go to the bank. My mom is not tired. She drank the pink drink and she is not tired. My mom can go to the bank.				







THURSDAY

	LOOK & SAY	home	very	couldn't	sorry	tired
 	READ	 <p>Duma and his friends are sad. They were tired and couldn't get home. Mom will be mad when they get home. They will get home soon. Mom will not be mad. Mom will hug them.</p>				




FRIDAY

	LOOK & SAY	home	very	couldn't	sorry	tired
	READ & ANSWER	<ol style="list-style-type: none"> 1. Who is sad? ___ and his ___ are sad. 2. Why are they sad? They were ___ and 3. Will mom be mad? Yes/No, mom will/will not be mad. 4. What will mom do? Mom will ___ them. 				







MONDAY

	LOOK & SAY	home	very	couldn't	sorry	tired
	SOUND OUT	drink	pink	sink	wink	
		tank	bank	drank	plank	
		I wink. I wink as I drink. Can you see me wink?				
 	READ	I couldn't drink the very pink drink. The pink drink is by the sink. My mom drank the very pink drink. I am sorry I couldn't drink the very pink drink by the sink.				





TUESDAY

	WRITE	Copy the  and  words from Monday into your exercise books.				
---	-------	--	--	--	--	--



WEDNESDAY

	LOOK & SAY	home	very	couldn't	sorry	tired
	SOUND OUT	drink	pink	sink	wink	
		tank	bank	drank	plank	
		I see the tank. I see the pink tank. Do you see the pink tank?				
 	READ	My mom is at home. My mom is very tired. My mom is very tired and needs to go to the bank. My mom is not tired. She drank the pink drink and she is not tired. My mom can go to the bank.				







THURSDAY

	LOOK & SAY	home	very	couldn't	sorry	tired
 	READ	 <p>Duma and his friends are sad. They were tired and couldn't get home. Mom will be mad when they get home. They will get home soon. Mom will not be mad. Mom will hug them.</p>				




FRIDAY

	LOOK & SAY	home	very	couldn't	sorry	tired
	READ & ANSWER	<ol style="list-style-type: none"> 1. Who is sad? ___ and his ___ are sad. 2. Why are they sad? They were ___ and 3. Will mom be mad? Yes/No, mom will/will not be mad. 4. What will mom do? Mom will ___ them. 				







MONDAY

	LOOK & SAY	home	very	couldn't	sorry	tired
	SOUND OUT	drink	pink	sink	wink	
		tank	bank	drank	plank	
		I wink. I wink as I drink. Can you see me wink?				
 	READ	I couldn't drink the very pink drink. The pink drink is by the sink. My mom drank the very pink drink. I am sorry I couldn't drink the very pink drink by the sink.				





TUESDAY

	WRITE	Copy the  and  words from Monday into your exercise books.				
---	-------	--	--	--	--	--



WEDNESDAY

	LOOK & SAY	home	very	couldn't	sorry	tired
	SOUND OUT	drink	pink	sink	wink	
		tank	bank	drank	plank	
		I see the tank. I see the pink tank. Do you see the pink tank?				
 	READ	My mom is at home. My mom is very tired. My mom is very tired and needs to go to the bank. My mom is not tired. She drank the pink drink and she is not tired. My mom can go to the bank.				






THURSDAY

	LOOK & SAY	home	very	couldn't	sorry	tired
 	READ	 <p>Duma and his friends are sad. They were tired and couldn't get home. Mom will be mad when they get home. They will get home soon. Mom will not be mad. Mom will hug them.</p>				




FRIDAY

	LOOK & SAY	home	very	couldn't	sorry	tired
	READ & ANSWER	<ol style="list-style-type: none"> 1. Who is sad? ___ and his ___ are sad. 2. Why are they sad? They were ___ and 3. Will mom be mad? Yes/No, mom will/will not be mad. 4. What will mom do? Mom will ___ them. 				






MONDAY

	LOOK & SAY	home	very	couldn't	sorry	tired
	SOUND OUT	drink	pink	sink	wink	
		tank	bank	drank	plank	
	★	I wink. I wink as I drink. Can you see me wink?				
 	READ	I couldn't drink the very pink drink. The pink drink is by the sink. My mom drank the very pink drink. I am sorry I couldn't drink the very pink drink by the sink.				





TUESDAY

	WRITE	Copy the  and  words from Monday into your exercise books.				
---	-------	--	--	--	--	--



WEDNESDAY

	LOOK & SAY	home	very	couldn't	sorry	tired
	SOUND OUT	drink	pink	sink	wink	
		tank	bank	drank	plank	
	★	I see the tank. I see the pink tank. Do you see the pink tank?				
 	READ	My mom is at home. My mom is very tired. My mom is very tired and needs to go to the bank. My mom is not tired. She drank the pink drink and she is not tired. My mom can go to the bank.				







THURSDAY

	LOOK & SAY	home	very	couldn't	sorry	tired
 	READ	 <p>Duma and his friends are sad. They were tired and couldn't get home. Mom will be mad when they get home. They will get home soon. Mom will not be mad. Mom will hug them.</p>				




FRIDAY

	LOOK & SAY	home	very	couldn't	sorry	tired
	READ & ANSWER	<ol style="list-style-type: none"> 1. Who is sad? ___ and his ___ are sad. 2. Why are they sad? They were ___ and 3. Will mom be mad? Yes/No, mom will/will not be mad. 4. What will mom do? Mom will ___ them. 				







MONDAY

	LOOK & SAY	home	very	couldn't	sorry	tired
	SOUND OUT	drink	pink	sink	wink	
		tank	bank	drank	plank	
		I wink. I wink as I drink. Can you see me wink?				
 	READ	I couldn't drink the very pink drink. The pink drink is by the sink. My mom drank the very pink drink. I am sorry I couldn't drink the very pink drink by the sink.				





TUESDAY

	WRITE	Copy the  and  words from Monday into your exercise books.				
---	-------	--	--	--	--	--



WEDNESDAY

	LOOK & SAY	home	very	couldn't	sorry	tired
	SOUND OUT	drink	pink	sink	wink	
		tank	bank	drank	plank	
		I see the tank. I see the pink tank. Do you see the pink tank?				
 	READ	My mom is at home. My mom is very tired. My mom is very tired and needs to go to the bank. My mom is not tired. She drank the pink drink and she is not tired. My mom can go to the bank.				






THURSDAY

	LOOK & SAY	home	very	couldn't	sorry	tired
 	READ	 <p>Duma and his friends are sad. They were tired and couldn't get home. Mom will be mad when they get home. They will get home soon. Mom will not be mad. Mom will hug them.</p>				




FRIDAY

	LOOK & SAY	home	very	couldn't	sorry	tired
	READ & ANSWER	<ol style="list-style-type: none"> 1. Who is sad? ___ and his ___ are sad. 2. Why are they sad? They were ___ and 3. Will mom be mad? Yes/No, mom will/will not be mad. 4. What will mom do? Mom will ___ them. 				






MONDAY

	LOOK & SAY	home	very	couldn't	sorry	tired
	SOUND OUT	drink	pink	sink	wink	
		tank	bank	drank	plank	
	★	I wink. I wink as I drink. Can you see me wink?				
 	READ	I couldn't drink the very pink drink. The pink drink is by the sink. My mom drank the very pink drink. I am sorry I couldn't drink the very pink drink by the sink.				





TUESDAY

	WRITE	Copy the  and  words from Monday into your exercise books.				
---	-------	--	--	--	--	--



WEDNESDAY

	LOOK & SAY	home	very	couldn't	sorry	tired
	SOUND OUT	drink	pink	sink	wink	
		tank	bank	drank	plank	
	★	I see the tank. I see the pink tank. Do you see the pink tank?				
 	READ	My mom is at home. My mom is very tired. My mom is very tired and needs to go to the bank. My mom is not tired. She drank the pink drink and she is not tired. My mom can go to the bank.				





THURSDAY

	LOOK & SAY	home	very	couldn't	sorry	tired
 	READ	 <p>Duma and his friends are sad. They were tired and couldn't get home. Mom will be mad when they get home. They will get home soon. Mom will not be mad. Mom will hug them.</p>				




FRIDAY

	LOOK & SAY	home	very	couldn't	sorry	tired
	READ & ANSWER	<ol style="list-style-type: none"> 1. Who is sad? ___ and his ___ are sad. 2. Why are they sad? They were ___ and 3. Will mom be mad? Yes/No, mom will/will not be mad. 4. What will mom do? Mom will ___ them. 				





MONDAY

	LOOK & SAY	soil	mixed	own	round	night
	SOUND OUT	plan	sing	bring	drink	
		plank	plop	green	seen	
	★	Do you see my green drink? Can you bring me my green drink?				
	READ	I had a plan. I mixed my own soil at night. My soil is green. I mixed my own green soil at night. Have you seen my green soil? I will bring my green soil for you to see.				





TUESDAY

	WRITE	Copy the  and  words from Monday into your exercise books.				
---	-------	--	--	--	--	--



WEDNESDAY

	LOOK & SAY	soil	mixed	own	round	night
	SOUND OUT	plan	sing	bring	drink	
		plank	plop	green	seen	
	★	I sit on the green plank. I will sing on the green plank.				
	READ	I will sit on the green plank and sing at night. I will sing on my own. I have a plan. I will sit on the plank and drink and sing on my own. It will be fun.				





THURSDAY

	LOOK & SAY	soil	mixed	own	round	night
 	READ			<p>Lungi sat and mixed the soil. She mixed the soil into clay. It will be a clay pot. The clay will dry in the night. Lungi will be happy with the clay pot.</p>		




FRIDAY

	LOOK & SAY	soil	mixed	own	round	night
	READ & ANSWER	<ol style="list-style-type: none"> 1. Who sat and mixed the soil? ____ sat and mixed the soil. 2. What did she mix the soil into? She mixed the soil into ____. 3. What will happen to the clay pot? The clay pot will ____. 4. How does Lungi feel about the clay pot? Lungi is ____ with the clay pot. 				





MONDAY

	LOOK & SAY	soil	mixed	own	round	night
	SOUND OUT	plan	sing	bring	drink	
		plank	plop	green	seen	
	★	Do you see my green drink? Can you bring me my green drink?				
	READ	I had a plan. I mixed my own soil at night. My soil is green. I mixed my own green soil at night. Have you seen my green soil? I will bring my green soil for you to see.				





TUESDAY

	WRITE	Copy the  and  words from Monday into your exercise books.				
---	-------	--	--	--	--	--



WEDNESDAY

	LOOK & SAY	soil	mixed	own	round	night
	SOUND OUT	plan	sing	bring	drink	
		plank	plop	green	seen	
	★	I sit on the green plank. I will sing on the green plank.				
	READ	I will sit on the green plank and sing at night. I will sing on my own. I have a plan. I will sit on the plank and drink and sing on my own. It will be fun.				





THURSDAY

	LOOK & SAY	soil	mixed	own	round	night
 	READ			<p>Lungi sat and mixed the soil. She mixed the soil into clay. It will be a clay pot. The clay will dry in the night. Lungi will be happy with the clay pot.</p>		




FRIDAY

	LOOK & SAY	soil	mixed	own	round	night
	READ & ANSWER	<ol style="list-style-type: none"> 1. Who sat and mixed the soil? ____ sat and mixed the soil. 2. What did she mix the soil into? She mixed the soil into ____. 3. What will happen to the clay pot? The clay pot will ____. 4. How does Lungi feel about the clay pot? Lungi is ____ with the clay pot. 				





MONDAY

	LOOK & SAY	soil	mixed	own	round	night
	SOUND OUT	plan	sing	bring	drink	
		plank	plop	green	seen	
	★	Do you see my green drink? Can you bring me my green drink?				
	READ	I had a plan. I mixed my own soil at night. My soil is green. I mixed my own green soil at night. Have you seen my green soil? I will bring my green soil for you to see.				





TUESDAY

	WRITE	Copy the  and  words from Monday into your exercise books.				
---	-------	--	--	--	--	--



WEDNESDAY

	LOOK & SAY	soil	mixed	own	round	night
	SOUND OUT	plan	sing	bring	drink	
		plank	plop	green	seen	
	★	I sit on the green plank. I will sing on the green plank.				
	READ	I will sit on the green plank and sing at night. I will sing on my own. I have a plan. I will sit on the plank and drink and sing on my own. It will be fun.				





THURSDAY

	LOOK & SAY	soil	mixed	own	round	night
 	READ			<p>Lungi sat and mixed the soil. She mixed the soil into clay. It will be a clay pot. The clay will dry in the night. Lungi will be happy with the clay pot.</p>		




FRIDAY

	LOOK & SAY	soil	mixed	own	round	night
	READ & ANSWER	<ol style="list-style-type: none"> 1. Who sat and mixed the soil? ____ sat and mixed the soil. 2. What did she mix the soil into? She mixed the soil into ____. 3. What will happen to the clay pot? The clay pot will ____. 4. How does Lungi feel about the clay pot? Lungi is ____ with the clay pot. 				





MONDAY

	LOOK & SAY	soil	mixed	own	round	night
	SOUND OUT	plan	sing	bring	drink	
		plank	plop	green	seen	
	★	Do you see my green drink? Can you bring me my green drink?				
	READ	I had a plan. I mixed my own soil at night. My soil is green. I mixed my own green soil at night. Have you seen my green soil? I will bring my green soil for you to see.				





TUESDAY

	WRITE	Copy the  and  words from Monday into your exercise books.				
---	-------	--	--	--	--	--



WEDNESDAY

	LOOK & SAY	soil	mixed	own	round	night
	SOUND OUT	plan	sing	bring	drink	
		plank	plop	green	seen	
	★	I sit on the green plank. I will sing on the green plank.				
	READ	I will sit on the green plank and sing at night. I will sing on my own. I have a plan. I will sit on the plank and drink and sing on my own. It will be fun.				





THURSDAY

	LOOK & SAY	soil	mixed	own	round	night
 	READ			<p>Lungi sat and mixed the soil. She mixed the soil into clay. It will be a clay pot. The clay will dry in the night. Lungi will be happy with the clay pot.</p>		




FRIDAY

	LOOK & SAY	soil	mixed	own	round	night
	READ & ANSWER	<ol style="list-style-type: none"> 1. Who sat and mixed the soil? ____ sat and mixed the soil. 2. What did she mix the soil into? She mixed the soil into ____. 3. What will happen to the clay pot? The clay pot will ____. 4. How does Lungi feel about the clay pot? Lungi is ____ with the clay pot. 				





MONDAY

	LOOK & SAY	soil	mixed	own	round	night
	SOUND OUT	plan	sing	bring	drink	
		plank	plop	green	seen	
	★	Do you see my green drink? Can you bring me my green drink?				
	READ	I had a plan. I mixed my own soil at night. My soil is green. I mixed my own green soil at night. Have you seen my green soil? I will bring my green soil for you to see.				





TUESDAY

	WRITE	Copy the  and  words from Monday into your exercise books.				
---	-------	--	--	--	--	--



WEDNESDAY

	LOOK & SAY	soil	mixed	own	round	night
	SOUND OUT	plan	sing	bring	drink	
		plank	plop	green	seen	
	★	I sit on the green plank. I will sing on the green plank.				
	READ	I will sit on the green plank and sing at night. I will sing on my own. I have a plan. I will sit on the plank and drink and sing on my own. It will be fun.				





THURSDAY

	LOOK & SAY	soil	mixed	own	round	night
 	READ			<p>Lungi sat and mixed the soil. She mixed the soil into clay. It will be a clay pot. The clay will dry in the night. Lungi will be happy with the clay pot.</p>		




FRIDAY

	LOOK & SAY	soil	mixed	own	round	night
	READ & ANSWER	<ol style="list-style-type: none"> 1. Who sat and mixed the soil? ____ sat and mixed the soil. 2. What did she mix the soil into? She mixed the soil into ____. 3. What will happen to the clay pot? The clay pot will ____. 4. How does Lungi feel about the clay pot? Lungi is ____ with the clay pot. 				





MONDAY

	LOOK & SAY	soil	mixed	own	round	night
	SOUND OUT	plan	sing	bring	drink	
		plank	plop	green	seen	
	★	Do you see my green drink? Can you bring me my green drink?				
	READ	I had a plan. I mixed my own soil at night. My soil is green. I mixed my own green soil at night. Have you seen my green soil? I will bring my green soil for you to see.				





TUESDAY

	WRITE	Copy the  and  words from Monday into your exercise books.				
---	-------	--	--	--	--	--



WEDNESDAY

	LOOK & SAY	soil	mixed	own	round	night
	SOUND OUT	plan	sing	bring	drink	
		plank	plop	green	seen	
	★	I sit on the green plank. I will sing on the green plank.				
	READ	I will sit on the green plank and sing at night. I will sing on my own. I have a plan. I will sit on the plank and drink and sing on my own. It will be fun.				





THURSDAY

	LOOK & SAY	soil	mixed	own	round	night
 	READ			<p>Lungi sat and mixed the soil. She mixed the soil into clay. It will be a clay pot. The clay will dry in the night. Lungi will be happy with the clay pot.</p>		




FRIDAY

	LOOK & SAY	soil	mixed	own	round	night
	READ & ANSWER	<ol style="list-style-type: none"> 1. Who sat and mixed the soil? ____ sat and mixed the soil. 2. What did she mix the soil into? She mixed the soil into ____. 3. What will happen to the clay pot? The clay pot will ____. 4. How does Lungi feel about the clay pot? Lungi is ____ with the clay pot. 				





MONDAY

	LOOK & SAY	soil	mixed	own	round	night
	SOUND OUT	plan	sing	bring	drink	
		plank	plop	green	seen	
	★	Do you see my green drink? Can you bring me my green drink?				
	READ	I had a plan. I mixed my own soil at night. My soil is green. I mixed my own green soil at night. Have you seen my green soil? I will bring my green soil for you to see.				





TUESDAY

	WRITE	Copy the  and  words from Monday into your exercise books.				
---	-------	--	--	--	--	--



WEDNESDAY

	LOOK & SAY	soil	mixed	own	round	night
	SOUND OUT	plan	sing	bring	drink	
		plank	plop	green	seen	
	★	I sit on the green plank. I will sing on the green plank.				
	READ	I will sit on the green plank and sing at night. I will sing on my own. I have a plan. I will sit on the plank and drink and sing on my own. It will be fun.				





THURSDAY

	LOOK & SAY	soil	mixed	own	round	night
 	READ			<p>Lungi sat and mixed the soil. She mixed the soil into clay. It will be a clay pot. The clay will dry in the night. Lungi will be happy with the clay pot.</p>		




FRIDAY

	LOOK & SAY	soil	mixed	own	round	night
	READ & ANSWER	<ol style="list-style-type: none"> 1. Who sat and mixed the soil? ____ sat and mixed the soil. 2. What did she mix the soil into? She mixed the soil into ____. 3. What will happen to the clay pot? The clay pot will ____. 4. How does Lungi feel about the clay pot? Lungi is ____ with the clay pot. 				





MONDAY

	LOOK & SAY	soil	mixed	own	round	night
	SOUND OUT	plan	sing	bring	drink	
		plank	plop	green	seen	
	★	Do you see my green drink? Can you bring me my green drink?				
	READ	I had a plan. I mixed my own soil at night. My soil is green. I mixed my own green soil at night. Have you seen my green soil? I will bring my green soil for you to see.				





TUESDAY

	WRITE	Copy the  and  words from Monday into your exercise books.				
---	-------	--	--	--	--	--



WEDNESDAY

	LOOK & SAY	soil	mixed	own	round	night
	SOUND OUT	plan	sing	bring	drink	
		plank	plop	green	seen	
	★	I sit on the green plank. I will sing on the green plank.				
	READ	I will sit on the green plank and sing at night. I will sing on my own. I have a plan. I will sit on the plank and drink and sing on my own. It will be fun.				





THURSDAY

	LOOK & SAY	soil	mixed	own	round	night
 	READ			<p>Lungi sat and mixed the soil. She mixed the soil into clay. It will be a clay pot. The clay will dry in the night. Lungi will be happy with the clay pot.</p>		




FRIDAY

	LOOK & SAY	soil	mixed	own	round	night
	READ & ANSWER	<ol style="list-style-type: none"> 1. Who sat and mixed the soil? ____ sat and mixed the soil. 2. What did she mix the soil into? She mixed the soil into ____. 3. What will happen to the clay pot? The clay pot will ____. 4. How does Lungi feel about the clay pot? Lungi is ____ with the clay pot. 				





MONDAY

	LOOK & SAY	soil	mixed	own	round	night
	SOUND OUT	plan	sing	bring	drink	
		plank	plop	green	seen	
	★	Do you see my green drink? Can you bring me my green drink?				
	READ	I had a plan. I mixed my own soil at night. My soil is green. I mixed my own green soil at night. Have you seen my green soil? I will bring my green soil for you to see.				





TUESDAY

	WRITE	Copy the  and  words from Monday into your exercise books.				
---	-------	--	--	--	--	--



WEDNESDAY

	LOOK & SAY	soil	mixed	own	round	night
	SOUND OUT	plan	sing	bring	drink	
		plank	plop	green	seen	
	★	I sit on the green plank. I will sing on the green plank.				
	READ	I will sit on the green plank and sing at night. I will sing on my own. I have a plan. I will sit on the plank and drink and sing on my own. It will be fun.				





THURSDAY

	LOOK & SAY	soil	mixed	own	round	night
 	READ			<p>Lungi sat and mixed the soil. She mixed the soil into clay. It will be a clay pot. The clay will dry in the night. Lungi will be happy with the clay pot.</p>		




FRIDAY

	LOOK & SAY	soil	mixed	own	round	night
	READ & ANSWER	<ol style="list-style-type: none"> 1. Who sat and mixed the soil? ____ sat and mixed the soil. 2. What did she mix the soil into? She mixed the soil into ____. 3. What will happen to the clay pot? The clay pot will ____. 4. How does Lungi feel about the clay pot? Lungi is ____ with the clay pot. 				





MONDAY

	LOOK & SAY	soil	mixed	own	round	night
	SOUND OUT	plan	sing	bring	drink	
		plank	plop	green	seen	
	★	Do you see my green drink? Can you bring me my green drink?				
	READ	I had a plan. I mixed my own soil at night. My soil is green. I mixed my own green soil at night. Have you seen my green soil? I will bring my green soil for you to see.				





TUESDAY

	WRITE	Copy the  and  words from Monday into your exercise books.				
---	-------	--	--	--	--	--



WEDNESDAY

	LOOK & SAY	soil	mixed	own	round	night
	SOUND OUT	plan	sing	bring	drink	
		plank	plop	green	seen	
	★	I sit on the green plank. I will sing on the green plank.				
	READ	I will sit on the green plank and sing at night. I will sing on my own. I have a plan. I will sit on the plank and drink and sing on my own. It will be fun.				





THURSDAY

	LOOK & SAY	soil	mixed	own	round	night
 	READ			<p>Lungi sat and mixed the soil. She mixed the soil into clay. It will be a clay pot. The clay will dry in the night. Lungi will be happy with the clay pot.</p>		




FRIDAY

	LOOK & SAY	soil	mixed	own	round	night
	READ & ANSWER	<ol style="list-style-type: none"> 1. Who sat and mixed the soil? ____ sat and mixed the soil. 2. What did she mix the soil into? She mixed the soil into ____. 3. What will happen to the clay pot? The clay pot will ____. 4. How does Lungi feel about the clay pot? Lungi is ____ with the clay pot. 				





MONDAY

	LOOK & SAY	soil	mixed	own	round	night
	SOUND OUT	plan	sing	bring	drink	
		plank	plop	green	seen	
	★	Do you see my green drink? Can you bring me my green drink?				
	READ	I had a plan. I mixed my own soil at night. My soil is green. I mixed my own green soil at night. Have you seen my green soil? I will bring my green soil for you to see.				





TUESDAY

	WRITE	Copy the  and  words from Monday into your exercise books.				
---	-------	--	--	--	--	--



WEDNESDAY

	LOOK & SAY	soil	mixed	own	round	night
	SOUND OUT	plan	sing	bring	drink	
		plank	plop	green	seen	
	★	I sit on the green plank. I will sing on the green plank.				
	READ	I will sit on the green plank and sing at night. I will sing on my own. I have a plan. I will sit on the plank and drink and sing on my own. It will be fun.				





THURSDAY

	LOOK & SAY	soil	mixed	own	round	night
 	READ			<p>Lungi sat and mixed the soil. She mixed the soil into clay. It will be a clay pot. The clay will dry in the night. Lungi will be happy with the clay pot.</p>		




FRIDAY

	LOOK & SAY	soil	mixed	own	round	night
	READ & ANSWER	<ol style="list-style-type: none"> 1. Who sat and mixed the soil? ____ sat and mixed the soil. 2. What did she mix the soil into? She mixed the soil into ____. 3. What will happen to the clay pot? The clay pot will ____. 4. How does Lungi feel about the clay pot? Lungi is ____ with the clay pot. 				





MONDAY

	LOOK & SAY	soil	mixed	own	round	night
	SOUND OUT	plan	sing	bring	drink	
		plank	plop	green	seen	
	★	Do you see my green drink? Can you bring me my green drink?				
	READ	I had a plan. I mixed my own soil at night. My soil is green. I mixed my own green soil at night. Have you seen my green soil? I will bring my green soil for you to see.				





TUESDAY

	WRITE	Copy the  and  words from Monday into your exercise books.				
---	-------	--	--	--	--	--



WEDNESDAY

	LOOK & SAY	soil	mixed	own	round	night
	SOUND OUT	plan	sing	bring	drink	
		plank	plop	green	seen	
	★	I sit on the green plank. I will sing on the green plank.				
	READ	I will sit on the green plank and sing at night. I will sing on my own. I have a plan. I will sit on the plank and drink and sing on my own. It will be fun.				





THURSDAY

	LOOK & SAY	soil	mixed	own	round	night
 	READ			<p>Lungi sat and mixed the soil. She mixed the soil into clay. It will be a clay pot. The clay will dry in the night. Lungi will be happy with the clay pot.</p>		




FRIDAY

	LOOK & SAY	soil	mixed	own	round	night
	READ & ANSWER	<ol style="list-style-type: none"> 1. Who sat and mixed the soil? ____ sat and mixed the soil. 2. What did she mix the soil into? She mixed the soil into ____. 3. What will happen to the clay pot? The clay pot will ____. 4. How does Lungi feel about the clay pot? Lungi is ____ with the clay pot. 				





MONDAY

	LOOK & SAY	soil	mixed	own	round	night
	SOUND OUT	plan	sing	bring	drink	
		plank	plop	green	seen	
	★	Do you see my green drink? Can you bring me my green drink?				
	READ	I had a plan. I mixed my own soil at night. My soil is green. I mixed my own green soil at night. Have you seen my green soil? I will bring my green soil for you to see.				





TUESDAY

	WRITE	Copy the  and  words from Monday into your exercise books.				
---	-------	--	--	--	--	--



WEDNESDAY

	LOOK & SAY	soil	mixed	own	round	night
	SOUND OUT	plan	sing	bring	drink	
		plank	plop	green	seen	
	★	I sit on the green plank. I will sing on the green plank.				
	READ	I will sit on the green plank and sing at night. I will sing on my own. I have a plan. I will sit on the plank and drink and sing on my own. It will be fun.				





THURSDAY

	LOOK & SAY	soil	mixed	own	round	night
 	READ			<p>Lungi sat and mixed the soil. She mixed the soil into clay. It will be a clay pot. The clay will dry in the night. Lungi will be happy with the clay pot.</p>		




FRIDAY

	LOOK & SAY	soil	mixed	own	round	night
	READ & ANSWER	<ol style="list-style-type: none"> 1. Who sat and mixed the soil? ____ sat and mixed the soil. 2. What did she mix the soil into? She mixed the soil into ____. 3. What will happen to the clay pot? The clay pot will ____. 4. How does Lungi feel about the clay pot? Lungi is ____ with the clay pot. 				





MONDAY

	LOOK & SAY	soil	mixed	own	round	night
	SOUND OUT	plan	sing	bring	drink	
		plank	plop	green	seen	
	★	Do you see my green drink? Can you bring me my green drink?				
	READ	I had a plan. I mixed my own soil at night. My soil is green. I mixed my own green soil at night. Have you seen my green soil? I will bring my green soil for you to see.				





TUESDAY

	WRITE	Copy the  and  words from Monday into your exercise books.				
---	-------	--	--	--	--	--



WEDNESDAY

	LOOK & SAY	soil	mixed	own	round	night
	SOUND OUT	plan	sing	bring	drink	
		plank	plop	green	seen	
	★	I sit on the green plank. I will sing on the green plank.				
	READ	I will sit on the green plank and sing at night. I will sing on my own. I have a plan. I will sit on the plank and drink and sing on my own. It will be fun.				





THURSDAY

	LOOK & SAY	soil	mixed	own	round	night
 	READ			<p>Lungi sat and mixed the soil. She mixed the soil into clay. It will be a clay pot. The clay will dry in the night. Lungi will be happy with the clay pot.</p>		




FRIDAY

	LOOK & SAY	soil	mixed	own	round	night
	READ & ANSWER	<ol style="list-style-type: none"> 1. Who sat and mixed the soil? ____ sat and mixed the soil. 2. What did she mix the soil into? She mixed the soil into ____. 3. What will happen to the clay pot? The clay pot will ____. 4. How does Lungi feel about the clay pot? Lungi is ____ with the clay pot. 				





MONDAY

	LOOK & SAY	soil	mixed	own	round	night
	SOUND OUT	plan	sing	bring	drink	
		plank	plop	green	seen	
	★	Do you see my green drink? Can you bring me my green drink?				
	READ	I had a plan. I mixed my own soil at night. My soil is green. I mixed my own green soil at night. Have you seen my green soil? I will bring my green soil for you to see.				





TUESDAY

	WRITE	Copy the  and  words from Monday into your exercise books.				
---	-------	--	--	--	--	--



WEDNESDAY

	LOOK & SAY	soil	mixed	own	round	night
	SOUND OUT	plan	sing	bring	drink	
		plank	plop	green	seen	
	★	I sit on the green plank. I will sing on the green plank.				
	READ	I will sit on the green plank and sing at night. I will sing on my own. I have a plan. I will sit on the plank and drink and sing on my own. It will be fun.				





THURSDAY

	LOOK & SAY	soil	mixed	own	round	night
 	READ			<p>Lungi sat and mixed the soil. She mixed the soil into clay. It will be a clay pot. The clay will dry in the night. Lungi will be happy with the clay pot.</p>		




FRIDAY

	LOOK & SAY	soil	mixed	own	round	night
	READ & ANSWER	<ol style="list-style-type: none"> 1. Who sat and mixed the soil? ____ sat and mixed the soil. 2. What did she mix the soil into? She mixed the soil into ____. 3. What will happen to the clay pot? The clay pot will ____. 4. How does Lungi feel about the clay pot? Lungi is ____ with the clay pot. 				





MONDAY

	LOOK & SAY	soil	mixed	own	round	night
	SOUND OUT	plan	sing	bring	drink	
		plank	plop	green	seen	
	★	Do you see my green drink? Can you bring me my green drink?				
	READ	I had a plan. I mixed my own soil at night. My soil is green. I mixed my own green soil at night. Have you seen my green soil? I will bring my green soil for you to see.				





TUESDAY

	WRITE	Copy the  and  words from Monday into your exercise books.				
---	-------	--	--	--	--	--



WEDNESDAY

	LOOK & SAY	soil	mixed	own	round	night
	SOUND OUT	plan	sing	bring	drink	
		plank	plop	green	seen	
	★	I sit on the green plank. I will sing on the green plank.				
	READ	I will sit on the green plank and sing at night. I will sing on my own. I have a plan. I will sit on the plank and drink and sing on my own. It will be fun.				





THURSDAY

	LOOK & SAY	soil	mixed	own	round	night
 	READ			<p>Lungi sat and mixed the soil. She mixed the soil into clay. It will be a clay pot. The clay will dry in the night. Lungi will be happy with the clay pot.</p>		




FRIDAY

	LOOK & SAY	soil	mixed	own	round	night
	READ & ANSWER	<ol style="list-style-type: none"> 1. Who sat and mixed the soil? ____ sat and mixed the soil. 2. What did she mix the soil into? She mixed the soil into ____. 3. What will happen to the clay pot? The clay pot will ____. 4. How does Lungi feel about the clay pot? Lungi is ____ with the clay pot. 				





MONDAY

	LOOK & SAY	soil	mixed	own	round	night
	SOUND OUT	plan	sing	bring	drink	
		plank	plop	green	seen	
	★	Do you see my green drink? Can you bring me my green drink?				
	READ	I had a plan. I mixed my own soil at night. My soil is green. I mixed my own green soil at night. Have you seen my green soil? I will bring my green soil for you to see.				





TUESDAY

	WRITE	Copy the  and  words from Monday into your exercise books.				
---	-------	--	--	--	--	--



WEDNESDAY

	LOOK & SAY	soil	mixed	own	round	night
	SOUND OUT	plan	sing	bring	drink	
		plank	plop	green	seen	
	★	I sit on the green plank. I will sing on the green plank.				
	READ	I will sit on the green plank and sing at night. I will sing on my own. I have a plan. I will sit on the plank and drink and sing on my own. It will be fun.				





THURSDAY

	LOOK & SAY	soil	mixed	own	round	night
 	READ			<p>Lungi sat and mixed the soil. She mixed the soil into clay. It will be a clay pot. The clay will dry in the night. Lungi will be happy with the clay pot.</p>		




FRIDAY

	LOOK & SAY	soil	mixed	own	round	night
	READ & ANSWER	<ol style="list-style-type: none"> 1. Who sat and mixed the soil? ____ sat and mixed the soil. 2. What did she mix the soil into? She mixed the soil into ____. 3. What will happen to the clay pot? The clay pot will ____. 4. How does Lungi feel about the clay pot? Lungi is ____ with the clay pot. 				





MONDAY

	LOOK & SAY	soil	mixed	own	round	night
	SOUND OUT	plan	sing	bring	drink	
		plank	plop	green	seen	
	★	Do you see my green drink? Can you bring me my green drink?				
	READ	I had a plan. I mixed my own soil at night. My soil is green. I mixed my own green soil at night. Have you seen my green soil? I will bring my green soil for you to see.				





TUESDAY

	WRITE	Copy the  and  words from Monday into your exercise books.				
---	-------	--	--	--	--	--



WEDNESDAY

	LOOK & SAY	soil	mixed	own	round	night
	SOUND OUT	plan	sing	bring	drink	
		plank	plop	green	seen	
	★	I sit on the green plank. I will sing on the green plank.				
	READ	I will sit on the green plank and sing at night. I will sing on my own. I have a plan. I will sit on the plank and drink and sing on my own. It will be fun.				





THURSDAY

	LOOK & SAY	soil	mixed	own	round	night
 	READ			<p>Lungi sat and mixed the soil. She mixed the soil into clay. It will be a clay pot. The clay will dry in the night. Lungi will be happy with the clay pot.</p>		




FRIDAY

	LOOK & SAY	soil	mixed	own	round	night
	READ & ANSWER	<ol style="list-style-type: none"> 1. Who sat and mixed the soil? ____ sat and mixed the soil. 2. What did she mix the soil into? She mixed the soil into ____. 3. What will happen to the clay pot? The clay pot will ____. 4. How does Lungi feel about the clay pot? Lungi is ____ with the clay pot. 				





MONDAY

	LOOK & SAY	soil	mixed	own	round	night
	SOUND OUT	plan	sing	bring	drink	
		plank	plop	green	seen	
	★	Do you see my green drink? Can you bring me my green drink?				
	READ	I had a plan. I mixed my own soil at night. My soil is green. I mixed my own green soil at night. Have you seen my green soil? I will bring my green soil for you to see.				





TUESDAY

	WRITE	Copy the  and  words from Monday into your exercise books.				
---	-------	--	--	--	--	--



WEDNESDAY

	LOOK & SAY	soil	mixed	own	round	night
	SOUND OUT	plan	sing	bring	drink	
		plank	plop	green	seen	
	★	I sit on the green plank. I will sing on the green plank.				
	READ	I will sit on the green plank and sing at night. I will sing on my own. I have a plan. I will sit on the plank and drink and sing on my own. It will be fun.				





THURSDAY

	LOOK & SAY	soil	mixed	own	round	night
 	READ			<p>Lungi sat and mixed the soil. She mixed the soil into clay. It will be a clay pot. The clay will dry in the night. Lungi will be happy with the clay pot.</p>		




FRIDAY

	LOOK & SAY	soil	mixed	own	round	night
	READ & ANSWER	<ol style="list-style-type: none"> 1. Who sat and mixed the soil? ____ sat and mixed the soil. 2. What did she mix the soil into? She mixed the soil into ____. 3. What will happen to the clay pot? The clay pot will ____. 4. How does Lungi feel about the clay pot? Lungi is ____ with the clay pot. 				





MONDAY

	LOOK & SAY	soil	mixed	own	round	night
	SOUND OUT	plan	sing	bring	drink	
		plank	plop	green	seen	
	★	Do you see my green drink? Can you bring me my green drink?				
	READ	I had a plan. I mixed my own soil at night. My soil is green. I mixed my own green soil at night. Have you seen my green soil? I will bring my green soil for you to see.				





TUESDAY

	WRITE	Copy the  and  words from Monday into your exercise books.				
---	-------	--	--	--	--	--



WEDNESDAY

	LOOK & SAY	soil	mixed	own	round	night
	SOUND OUT	plan	sing	bring	drink	
		plank	plop	green	seen	
	★	I sit on the green plank. I will sing on the green plank.				
	READ	I will sit on the green plank and sing at night. I will sing on my own. I have a plan. I will sit on the plank and drink and sing on my own. It will be fun.				





THURSDAY

	LOOK & SAY	soil	mixed	own	round	night
 	READ			<p>Lungi sat and mixed the soil. She mixed the soil into clay. It will be a clay pot. The clay will dry in the night. Lungi will be happy with the clay pot.</p>		




FRIDAY

	LOOK & SAY	soil	mixed	own	round	night
	READ & ANSWER	<ol style="list-style-type: none"> 1. Who sat and mixed the soil? ____ sat and mixed the soil. 2. What did she mix the soil into? She mixed the soil into ____. 3. What will happen to the clay pot? The clay pot will ____. 4. How does Lungi feel about the clay pot? Lungi is ____ with the clay pot. 				





MONDAY

	LOOK & SAY	rain	woke	ruined	dance	first
	SOUND OUT	spill	spell	spank	spunk	
		spit	spat	spin	spot	
	★	I spin on the spot. It is fun to spin on the spot. Can you spin on the spot?				
	READ	I will spin and dance on the spot in the rain. I will be wet. My mom will be sad if I dance in the rain and get wet. I will get sick.				

TUESDAY

	WRITE	Copy the  and  words from Monday into your exercise books.				
---	-------	--	--	--	--	--

WEDNESDAY

	LOOK & SAY	rain	woke	ruined	dance	first
	SOUND OUT	spill	spell	spank	spunk	
		spit	spat	spin	spot	
	★	I can spit. My mom is mad. She can spank me if I spit.				
	READ	Did you see the bad boy? The bad boy spat on me. Did you see the bad boy spit on me? You must not spit. It is bad to spit.				

THURSDAY



LOOK &
SAY

rain

woke

ruined

dance

first



READ



Lungi sits with her grandmother. She tells lungi a story. Her first pot was ruined in the rain in the night. You must not let the clay pot get wet. It will be ruined if it gets wet.

FRIDAY



LOOK &
SAY

rain

woke

ruined

dance





first






READ
&
ANSWER

1. Who sits with her grandmother?
___ sits with her grandmother.
2. Who tells Lungi a story?
___ tells Lungi a story.
3. What ruined her first pot?
The ___ ruined her first pot.
4. What will happen if the clay pot gets wet?
It will be ___ if it gets wet.





MONDAY

	LOOK & SAY	rain	woke	ruined	dance	first
	SOUND OUT	spill	spell	spank	spunk	
		spit	spat	spin	spot	
	★	I spin on the spot. It is fun to spin on the spot. Can you spin on the spot?				
	READ	I will spin and dance on the spot in the rain. I will be wet. My mom will be sad if I dance in the rain and get wet. I will get sick.				

TUESDAY

	WRITE	Copy the  and  words from Monday into your exercise books.				
---	-------	--	--	--	--	--

WEDNESDAY

	LOOK & SAY	rain	woke	ruined	dance	first
	SOUND OUT	spill	spell	spank	spunk	
		spit	spat	spin	spot	
	★	I can spit. My mom is mad. She can spank me if I spit.				
	READ	Did you see the bad boy? The bad boy spat on me. Did you see the bad boy spit on me? You must not spit. It is bad to spit.				

THURSDAY



LOOK &
SAY

rain

woke

ruined

dance

first



READ



Lungi sits with her grandmother. She tells lungi a story. Her first pot was ruined in the rain in the night. You must not let the clay pot get wet. It will be ruined if it gets wet.

FRIDAY



LOOK &
SAY

rain

woke

ruined

dance

first



READ
&
ANSWER





1. Who sits with her grandmother?
___ sits with her grandmother.

2. Who tells Lungi a story?
___ tells Lungi a story.




3. What ruined her first pot?
The ___ ruined her first pot.

4. What will happen if the clay pot gets wet?
It will be ___ if it gets wet.





MONDAY

	LOOK & SAY	rain	woke	ruined	dance	first
	SOUND OUT	spill	spell	spank	spunk	
		spit	spat	spin	spot	
	★	I spin on the spot. It is fun to spin on the spot. Can you spin on the spot?				
	READ	I will spin and dance on the spot in the rain. I will be wet. My mom will be sad if I dance in the rain and get wet. I will get sick.				

TUESDAY

	WRITE	Copy the  and  words from Monday into your exercise books.				
---	-------	--	--	--	--	--

WEDNESDAY

	LOOK & SAY	rain	woke	ruined	dance	first
	SOUND OUT	spill	spell	spank	spunk	
		spit	spat	spin	spot	
	★	I can spit. My mom is mad. She can spank me if I spit.				
	READ	Did you see the bad boy? The bad boy spat on me. Did you see the bad boy spit on me? You must not spit. It is bad to spit.				

THURSDAY



LOOK &
SAY

rain

woke

ruined

dance

first



READ



Lungi sits with her grandmother. She tells lungi a story. Her first pot was ruined in the rain in the night. You must not let the clay pot get wet. It will be ruined if it gets wet.

FRIDAY



LOOK &
SAY

rain

woke

ruined

dance

first



READ
&
ANSWER





1. Who sits with her grandmother?
___ sits with her grandmother.

2. Who tells Lungi a story?
___ tells Lungi a story.




3. What ruined her first pot?
The ___ ruined her first pot.

4. What will happen if the clay pot gets wet?
It will be ___ if it gets wet.





MONDAY

	LOOK & SAY	rain	woke	ruined	dance	first
	SOUND OUT	spill	spell	spank	spunk	
		spit	spat	spin	spot	
	★	I spin on the spot. It is fun to spin on the spot. Can you spin on the spot?				
	READ	I will spin and dance on the spot in the rain. I will be wet. My mom will be sad if I dance in the rain and get wet. I will get sick.				

TUESDAY

	WRITE	Copy the  and  words from Monday into your exercise books.				
---	-------	--	--	--	--	--

WEDNESDAY

	LOOK & SAY	rain	woke	ruined	dance	first
	SOUND OUT	spill	spell	spank	spunk	
		spit	spat	spin	spot	
	★	I can spit. My mom is mad. She can spank me if I spit.				
	READ	Did you see the bad boy? The bad boy spat on me. Did you see the bad boy spit on me? You must not spit. It is bad to spit.				

THURSDAY



LOOK &
SAY

rain

woke

ruined

dance

first



READ



Lungi sits with her grandmother. She tells lungi a story. Her first pot was ruined in the rain in the night. You must not let the clay pot get wet. It will be ruined if it gets wet.

FRIDAY



LOOK &
SAY

rain

woke

ruined

dance

first



READ
&
ANSWER





1. Who sits with her grandmother?
___ sits with her grandmother.

2. Who tells Lungi a story?
___ tells Lungi a story.




3. What ruined her first pot?
The ___ ruined her first pot.

4. What will happen if the clay pot gets wet?
It will be ___ if it gets wet.





MONDAY

	LOOK & SAY	rain	woke	ruined	dance	first
	SOUND OUT	spill	spell	spank	spunk	
		spit	spat	spin	spot	
	★	I spin on the spot. It is fun to spin on the spot. Can you spin on the spot?				
	READ	I will spin and dance on the spot in the rain. I will be wet. My mom will be sad if I dance in the rain and get wet. I will get sick.				

TUESDAY

	WRITE	Copy the  and  words from Monday into your exercise books.				
---	-------	--	--	--	--	--

WEDNESDAY

	LOOK & SAY	rain	woke	ruined	dance	first
	SOUND OUT	spill	spell	spank	spunk	
		spit	spat	spin	spot	
	★	I can spit. My mom is mad. She can spank me if I spit.				
	READ	Did you see the bad boy? The bad boy spat on me. Did you see the bad boy spit on me? You must not spit. It is bad to spit.				

THURSDAY



LOOK &
SAY

rain

woke

ruined

dance

first



READ



Lungi sits with her grandmother. She tells lungi a story. Her first pot was ruined in the rain in the night. You must not let the clay pot get wet. It will be ruined if it gets wet.

FRIDAY



LOOK &
SAY

rain

woke

ruined

dance





first






READ
&
ANSWER

1. Who sits with her grandmother?
___ sits with her grandmother.
2. Who tells Lungi a story?
___ tells Lungi a story.
3. What ruined her first pot?
The ___ ruined her first pot.
4. What will happen if the clay pot gets wet?
It will be ___ if it gets wet.





MONDAY

	LOOK & SAY	rain	woke	ruined	dance	first
	SOUND OUT	spill	spell	spank	spunk	
		spit	spat	spin	spot	
	★	I spin on the spot. It is fun to spin on the spot. Can you spin on the spot?				
	READ	I will spin and dance on the spot in the rain. I will be wet. My mom will be sad if I dance in the rain and get wet. I will get sick.				

TUESDAY

	WRITE	Copy the  and  words from Monday into your exercise books.				
---	-------	--	--	--	--	--

WEDNESDAY

	LOOK & SAY	rain	woke	ruined	dance	first
	SOUND OUT	spill	spell	spank	spunk	
		spit	spat	spin	spot	
	★	I can spit. My mom is mad. She can spank me if I spit.				
	READ	Did you see the bad boy? The bad boy spat on me. Did you see the bad boy spit on me? You must not spit. It is bad to spit.				

THURSDAY



LOOK &
SAY

rain

woke

ruined

dance

first



READ



Lungi sits with her grandmother. She tells lungi a story. Her first pot was ruined in the rain in the night. You must not let the clay pot get wet. It will be ruined if it gets wet.

FRIDAY



LOOK &
SAY

rain

woke

ruined

dance

first



READ
&
ANSWER





1. Who sits with her grandmother?
___ sits with her grandmother.

2. Who tells Lungi a story?
___ tells Lungi a story.




3. What ruined her first pot?
The ___ ruined her first pot.

4. What will happen if the clay pot gets wet?
It will be ___ if it gets wet.





MONDAY

	LOOK & SAY	rain	woke	ruined	dance	first
	SOUND OUT	spill	spell	spank	spunk	
		spit	spat	spin	spot	
	★	I spin on the spot. It is fun to spin on the spot. Can you spin on the spot?				
	READ	I will spin and dance on the spot in the rain. I will be wet. My mom will be sad if I dance in the rain and get wet. I will get sick.				

TUESDAY

	WRITE	Copy the  and  words from Monday into your exercise books.				
---	-------	--	--	--	--	--

WEDNESDAY

	LOOK & SAY	rain	woke	ruined	dance	first
	SOUND OUT	spill	spell	spank	spunk	
		spit	spat	spin	spot	
	★	I can spit. My mom is mad. She can spank me if I spit.				
	READ	Did you see the bad boy? The bad boy spat on me. Did you see the bad boy spit on me? You must not spit. It is bad to spit.				

THURSDAY



LOOK &
SAY

rain

woke

ruined

dance

first



READ



Lungi sits with her grandmother. She tells lungi a story. Her first pot was ruined in the rain in the night. You must not let the clay pot get wet. It will be ruined if it gets wet.

FRIDAY



LOOK &
SAY

rain

woke

ruined

dance

first



READ
&
ANSWER






1. Who sits with her grandmother?
___ sits with her grandmother.

2. Who tells Lungi a story?
___ tells Lungi a story.




3. What ruined her first pot?
The ___ ruined her first pot.

4. What will happen if the clay pot gets wet?
It will be ___ if it gets wet.






MONDAY

	LOOK & SAY	rain	woke	ruined	dance	first
	SOUND OUT	spill	spell	spank	spunk	
		spit	spat	spin	spot	
		I spin on the spot. It is fun to spin on the spot. Can you spin on the spot?				
	READ	I will spin and dance on the spot in the rain. I will be wet. My mom will be sad if I dance in the rain and get wet. I will get sick.				

TUESDAY

	WRITE	Copy the  and  words from Monday into your exercise books.				
---	-------	--	--	--	--	--

WEDNESDAY

	LOOK & SAY	rain	woke	ruined	dance	first
	SOUND OUT	spill	spell	spank	spunk	
		spit	spat	spin	spot	
		I can spit. My mom is mad. She can spank me if I spit.				
	READ	Did you see the bad boy? The bad boy spat on me. Did you see the bad boy spit on me? You must not spit. It is bad to spit.				

THURSDAY



LOOK &
SAY

rain

woke

ruined

dance

first



READ



Lungi sits with her grandmother. She tells lungi a story. Her first pot was ruined in the rain in the night. You must not let the clay pot get wet. It will be ruined if it gets wet.

FRIDAY



LOOK &
SAY

rain

woke

ruined

dance





first






READ
&
ANSWER

1. Who sits with her grandmother?
___ sits with her grandmother.
2. Who tells Lungi a story?
___ tells Lungi a story.
3. What ruined her first pot?
The ___ ruined her first pot.
4. What will happen if the clay pot gets wet?
It will be ___ if it gets wet.





MONDAY

	LOOK & SAY	rain	woke	ruined	dance	first
	SOUND OUT	spill	spell	spank	spunk	
		spit	spat	spin	spot	
	★	I spin on the spot. It is fun to spin on the spot. Can you spin on the spot?				
	READ	I will spin and dance on the spot in the rain. I will be wet. My mom will be sad if I dance in the rain and get wet. I will get sick.				

TUESDAY

	WRITE	Copy the  and  words from Monday into your exercise books.				
---	-------	--	--	--	--	--

WEDNESDAY

	LOOK & SAY	rain	woke	ruined	dance	first
	SOUND OUT	spill	spell	spank	spunk	
		spit	spat	spin	spot	
	★	I can spit. My mom is mad. She can spank me if I spit.				
	READ	Did you see the bad boy? The bad boy spat on me. Did you see the bad boy spit on me? You must not spit. It is bad to spit.				

THURSDAY



LOOK &
SAY

rain

woke

ruined

dance

first



READ



Lungi sits with her grandmother. She tells lungi a story. Her first pot was ruined in the rain in the night. You must not let the clay pot get wet. It will be ruined if it gets wet.

FRIDAY



LOOK &
SAY

rain

woke

ruined

dance

first



READ
&
ANSWER





1. Who sits with her grandmother?
___ sits with her grandmother.

2. Who tells Lungi a story?
___ tells Lungi a story.




3. What ruined her first pot?
The ___ ruined her first pot.

4. What will happen if the clay pot gets wet?
It will be ___ if it gets wet.





MONDAY

	LOOK & SAY	rain	woke	ruined	dance	first
	SOUND OUT	spill	spell	spank	spunk	
		spit	spat	spin	spot	
	★	I spin on the spot. It is fun to spin on the spot. Can you spin on the spot?				
	READ	I will spin and dance on the spot in the rain. I will be wet. My mom will be sad if I dance in the rain and get wet. I will get sick.				

TUESDAY

	WRITE	Copy the  and  words from Monday into your exercise books.				
---	-------	--	--	--	--	--

WEDNESDAY

	LOOK & SAY	rain	woke	ruined	dance	first
	SOUND OUT	spill	spell	spank	spunk	
		spit	spat	spin	spot	
	★	I can spit. My mom is mad. She can spank me if I spit.				
	READ	Did you see the bad boy? The bad boy spat on me. Did you see the bad boy spit on me? You must not spit. It is bad to spit.				

THURSDAY



LOOK &
SAY

rain

woke

ruined

dance

first



READ



Lungi sits with her grandmother. She tells lungi a story. Her first pot was ruined in the rain in the night. You must not let the clay pot get wet. It will be ruined if it gets wet.

FRIDAY



LOOK &
SAY

rain

woke

ruined

dance





first






READ
&
ANSWER

1. Who sits with her grandmother?
___ sits with her grandmother.
2. Who tells Lungi a story?
___ tells Lungi a story.
3. What ruined her first pot?
The ___ ruined her first pot.
4. What will happen if the clay pot gets wet?
It will be ___ if it gets wet.





MONDAY

	LOOK & SAY	rain	woke	ruined	dance	first
	SOUND OUT	spill	spell	spank	spunk	
		spit	spat	spin	spot	
	★	I spin on the spot. It is fun to spin on the spot. Can you spin on the spot?				
	READ	I will spin and dance on the spot in the rain. I will be wet. My mom will be sad if I dance in the rain and get wet. I will get sick.				

TUESDAY

	WRITE	Copy the  and  words from Monday into your exercise books.				
---	-------	--	--	--	--	--

WEDNESDAY

	LOOK & SAY	rain	woke	ruined	dance	first
	SOUND OUT	spill	spell	spank	spunk	
		spit	spat	spin	spot	
	★	I can spit. My mom is mad. She can spank me if I spit.				
	READ	Did you see the bad boy? The bad boy spat on me. Did you see the bad boy spit on me? You must not spit. It is bad to spit.				

THURSDAY



LOOK &
SAY

rain

woke

ruined

dance

first



READ



Lungi sits with her grandmother. She tells lungi a story. Her first pot was ruined in the rain in the night. You must not let the clay pot get wet. It will be ruined if it gets wet.

FRIDAY



LOOK &
SAY

rain

woke

ruined

dance





first






READ
&
ANSWER

1. Who sits with her grandmother?
___ sits with her grandmother.
2. Who tells Lungi a story?
___ tells Lungi a story.
3. What ruined her first pot?
The ___ ruined her first pot.
4. What will happen if the clay pot gets wet?
It will be ___ if it gets wet.





MONDAY

	LOOK & SAY	rain	woke	ruined	dance	first
	SOUND OUT	spill	spell	spank	spunk	
		spit	spat	spin	spot	
	★	I spin on the spot. It is fun to spin on the spot. Can you spin on the spot?				
	READ	I will spin and dance on the spot in the rain. I will be wet. My mom will be sad if I dance in the rain and get wet. I will get sick.				

TUESDAY

	WRITE	Copy the  and  words from Monday into your exercise books.				
---	-------	--	--	--	--	--

WEDNESDAY

	LOOK & SAY	rain	woke	ruined	dance	first
	SOUND OUT	spill	spell	spank	spunk	
		spit	spat	spin	spot	
	★	I can spit. My mom is mad. She can spank me if I spit.				
	READ	Did you see the bad boy? The bad boy spat on me. Did you see the bad boy spit on me? You must not spit. It is bad to spit.				

THURSDAY



LOOK &
SAY

rain

woke

ruined

dance

first



READ



Lungi sits with her grandmother. She tells lungi a story. Her first pot was ruined in the rain in the night. You must not let the clay pot get wet. It will be ruined if it gets wet.

FRIDAY



LOOK &
SAY

rain

woke

ruined

dance





first






READ
&
ANSWER

1. Who sits with her grandmother?
___ sits with her grandmother.
2. Who tells Lungi a story?
___ tells Lungi a story.
3. What ruined her first pot?
The ___ ruined her first pot.
4. What will happen if the clay pot gets wet?
It will be ___ if it gets wet.





MONDAY

	LOOK & SAY	rain	woke	ruined	dance	first
	SOUND OUT	spill	spell	spank	spunk	
		spit	spat	spin	spot	
	★	I spin on the spot. It is fun to spin on the spot. Can you spin on the spot?				
	READ	I will spin and dance on the spot in the rain. I will be wet. My mom will be sad if I dance in the rain and get wet. I will get sick.				

TUESDAY

	WRITE	Copy the  and  words from Monday into your exercise books.				
---	-------	--	--	--	--	--

WEDNESDAY

	LOOK & SAY	rain	woke	ruined	dance	first
	SOUND OUT	spill	spell	spank	spunk	
		spit	spat	spin	spot	
	★	I can spit. My mom is mad. She can spank me if I spit.				
	READ	Did you see the bad boy? The bad boy spat on me. Did you see the bad boy spit on me? You must not spit. It is bad to spit.				

THURSDAY



LOOK &
SAY

rain

woke

ruined

dance

first



READ



Lungi sits with her grandmother. She tells lungi a story. Her first pot was ruined in the rain in the night. You must not let the clay pot get wet. It will be ruined if it gets wet.

FRIDAY



LOOK &
SAY

rain

woke

ruined

dance

first



READ
&
ANSWER





1. Who sits with her grandmother?
___ sits with her grandmother.

2. Who tells Lungi a story?
___ tells Lungi a story.




3. What ruined her first pot?
The ___ ruined her first pot.

4. What will happen if the clay pot gets wet?
It will be ___ if it gets wet.





MONDAY

	LOOK & SAY	rain	woke	ruined	dance	first
	SOUND OUT	spill	spell	spank	spunk	
		spit	spat	spin	spot	
	★	I spin on the spot. It is fun to spin on the spot. Can you spin on the spot?				
	READ	I will spin and dance on the spot in the rain. I will be wet. My mom will be sad if I dance in the rain and get wet. I will get sick.				

TUESDAY

	WRITE	Copy the  and  words from Monday into your exercise books.				
---	-------	--	--	--	--	--

WEDNESDAY

	LOOK & SAY	rain	woke	ruined	dance	first
	SOUND OUT	spill	spell	spank	spunk	
		spit	spat	spin	spot	
	★	I can spit. My mom is mad. She can spank me if I spit.				
	READ	Did you see the bad boy? The bad boy spat on me. Did you see the bad boy spit on me? You must not spit. It is bad to spit.				

THURSDAY



LOOK &
SAY

rain

woke

ruined

dance

first



READ



Lungi sits with her grandmother. She tells lungi a story. Her first pot was ruined in the rain in the night. You must not let the clay pot get wet. It will be ruined if it gets wet.

FRIDAY



LOOK &
SAY

rain

woke

ruined

dance

first



READ
&
ANSWER





1. Who sits with her grandmother?
___ sits with her grandmother.

2. Who tells Lungi a story?
___ tells Lungi a story.




3. What ruined her first pot?
The ___ ruined her first pot.

4. What will happen if the clay pot gets wet?
It will be ___ if it gets wet.





MONDAY

	LOOK & SAY	rain	woke	ruined	dance	first
	SOUND OUT	spill	spell	spank	spunk	
		spit	spat	spin	spot	
	★	I spin on the spot. It is fun to spin on the spot. Can you spin on the spot?				
	READ	I will spin and dance on the spot in the rain. I will be wet. My mom will be sad if I dance in the rain and get wet. I will get sick.				

TUESDAY

	WRITE	Copy the  and  words from Monday into your exercise books.				
---	-------	--	--	--	--	--

WEDNESDAY

	LOOK & SAY	rain	woke	ruined	dance	first
	SOUND OUT	spill	spell	spank	spunk	
		spit	spat	spin	spot	
	★	I can spit. My mom is mad. She can spank me if I spit.				
	READ	Did you see the bad boy? The bad boy spat on me. Did you see the bad boy spit on me? You must not spit. It is bad to spit.				

THURSDAY



LOOK &
SAY

rain

woke

ruined

dance

first



READ



Lungi sits with her grandmother. She tells lungi a story. Her first pot was ruined in the rain in the night. You must not let the clay pot get wet. It will be ruined if it gets wet.

FRIDAY



LOOK &
SAY

rain

woke

ruined

dance

first



READ
&
ANSWER





1. Who sits with her grandmother?
___ sits with her grandmother.

2. Who tells Lungi a story?
___ tells Lungi a story.




3. What ruined her first pot?
The ___ ruined her first pot.

4. What will happen if the clay pot gets wet?
It will be ___ if it gets wet.





MONDAY

	LOOK & SAY	rain	woke	ruined	dance	first
	SOUND OUT	spill	spell	spank	spunk	
		spit	spat	spin	spot	
	★	I spin on the spot. It is fun to spin on the spot. Can you spin on the spot?				
	READ	I will spin and dance on the spot in the rain. I will be wet. My mom will be sad if I dance in the rain and get wet. I will get sick.				

TUESDAY

	WRITE	Copy the  and  words from Monday into your exercise books.				
---	-------	--	--	--	--	--

WEDNESDAY

	LOOK & SAY	rain	woke	ruined	dance	first
	SOUND OUT	spill	spell	spank	spunk	
		spit	spat	spin	spot	
	★	I can spit. My mom is mad. She can spank me if I spit.				
	READ	Did you see the bad boy? The bad boy spat on me. Did you see the bad boy spit on me? You must not spit. It is bad to spit.				

THURSDAY



LOOK &
SAY

rain

woke

ruined

dance

first



READ



Lungi sits with her grandmother. She tells lungi a story. Her first pot was ruined in the rain in the night. You must not let the clay pot get wet. It will be ruined if it gets wet.

FRIDAY



LOOK &
SAY

rain

woke

ruined

dance

first



READ
&
ANSWER





1. Who sits with her grandmother?
___ sits with her grandmother.

2. Who tells Lungi a story?
___ tells Lungi a story.




3. What ruined her first pot?
The ___ ruined her first pot.

4. What will happen if the clay pot gets wet?
It will be ___ if it gets wet.





MONDAY

	LOOK & SAY	rain	woke	ruined	dance	first
	SOUND OUT	spill	spell	spank	spunk	
		spit	spat	spin	spot	
	★	I spin on the spot. It is fun to spin on the spot. Can you spin on the spot?				
	READ	I will spin and dance on the spot in the rain. I will be wet. My mom will be sad if I dance in the rain and get wet. I will get sick.				

TUESDAY

	WRITE	Copy the  and  words from Monday into your exercise books.				
---	-------	--	--	--	--	--

WEDNESDAY

	LOOK & SAY	rain	woke	ruined	dance	first
	SOUND OUT	spill	spell	spank	spunk	
		spit	spat	spin	spot	
	★	I can spit. My mom is mad. She can spank me if I spit.				
	READ	Did you see the bad boy? The bad boy spat on me. Did you see the bad boy spit on me? You must not spit. It is bad to spit.				

THURSDAY



LOOK &
SAY

rain

woke

ruined

dance

first



READ



Lungi sits with her grandmother. She tells lungi a story. Her first pot was ruined in the rain in the night. You must not let the clay pot get wet. It will be ruined if it gets wet.

FRIDAY



LOOK &
SAY

rain

woke

ruined

dance

first



READ
&
ANSWER





1. Who sits with her grandmother?
___ sits with her grandmother.

2. Who tells Lungi a story?
___ tells Lungi a story.




3. What ruined her first pot?
The ___ ruined her first pot.

4. What will happen if the clay pot gets wet?
It will be ___ if it gets wet.





MONDAY

	LOOK & SAY	rain	woke	ruined	dance	first
	SOUND OUT	spill	spell	spank	spunk	
		spit	spat	spin	spot	
	★	I spin on the spot. It is fun to spin on the spot. Can you spin on the spot?				
	READ	I will spin and dance on the spot in the rain. I will be wet. My mom will be sad if I dance in the rain and get wet. I will get sick.				

TUESDAY

	WRITE	Copy the  and  words from Monday into your exercise books.				
---	-------	--	--	--	--	--

WEDNESDAY

	LOOK & SAY	rain	woke	ruined	dance	first
	SOUND OUT	spill	spell	spank	spunk	
		spit	spat	spin	spot	
	★	I can spit. My mom is mad. She can spank me if I spit.				
	READ	Did you see the bad boy? The bad boy spat on me. Did you see the bad boy spit on me? You must not spit. It is bad to spit.				

THURSDAY



LOOK &
SAY

rain

woke

ruined

dance

first



READ



Lungi sits with her grandmother. She tells lungi a story. Her first pot was ruined in the rain in the night. You must not let the clay pot get wet. It will be ruined if it gets wet.

FRIDAY



LOOK &
SAY

rain

woke

ruined

dance

first



READ
&
ANSWER





1. Who sits with her grandmother?
___ sits with her grandmother.

2. Who tells Lungi a story?
___ tells Lungi a story.




3. What ruined her first pot?
The ___ ruined her first pot.

4. What will happen if the clay pot gets wet?
It will be ___ if it gets wet.





MONDAY

	LOOK & SAY	rain	woke	ruined	dance	first
	SOUND OUT	spill	spell	spank	spunk	
		spit	spat	spin	spot	
	★	I spin on the spot. It is fun to spin on the spot. Can you spin on the spot?				
	READ	I will spin and dance on the spot in the rain. I will be wet. My mom will be sad if I dance in the rain and get wet. I will get sick.				

TUESDAY

	WRITE	Copy the  and  words from Monday into your exercise books.				
---	-------	--	--	--	--	--

WEDNESDAY

	LOOK & SAY	rain	woke	ruined	dance	first
	SOUND OUT	spill	spell	spank	spunk	
		spit	spat	spin	spot	
	★	I can spit. My mom is mad. She can spank me if I spit.				
	READ	Did you see the bad boy? The bad boy spat on me. Did you see the bad boy spit on me? You must not spit. It is bad to spit.				

THURSDAY



LOOK &
SAY

rain

woke

ruined

dance

first



READ



Lungi sits with her grandmother. She tells lungi a story. Her first pot was ruined in the rain in the night. You must not let the clay pot get wet. It will be ruined if it gets wet.

FRIDAY



LOOK &
SAY

rain

woke

ruined

dance





first






READ
&
ANSWER

1. Who sits with her grandmother?
___ sits with her grandmother.
2. Who tells Lungi a story?
___ tells Lungi a story.
3. What ruined her first pot?
The ___ ruined her first pot.
4. What will happen if the clay pot gets wet?
It will be ___ if it gets wet.





MONDAY

	LOOK & SAY	rain	woke	ruined	dance	first
	SOUND OUT	spill	spell	spank	spunk	
		spit	spat	spin	spot	
	★	I spin on the spot. It is fun to spin on the spot. Can you spin on the spot?				
	READ	I will spin and dance on the spot in the rain. I will be wet. My mom will be sad if I dance in the rain and get wet. I will get sick.				

TUESDAY

	WRITE	Copy the  and  words from Monday into your exercise books.				
---	-------	--	--	--	--	--

WEDNESDAY

	LOOK & SAY	rain	woke	ruined	dance	first
	SOUND OUT	spill	spell	spank	spunk	
		spit	spat	spin	spot	
	★	I can spit. My mom is mad. She can spank me if I spit.				
	READ	Did you see the bad boy? The bad boy spat on me. Did you see the bad boy spit on me? You must not spit. It is bad to spit.				

THURSDAY



LOOK &
SAY

rain

woke

ruined

dance

first



READ



Lungi sits with her grandmother. She tells lungi a story. Her first pot was ruined in the rain in the night. You must not let the clay pot get wet. It will be ruined if it gets wet.

FRIDAY



LOOK &
SAY

rain

woke

ruined

dance






first






READ
&
ANSWER

1. Who sits with her grandmother?
___ sits with her grandmother.
2. Who tells Lungi a story?
___ tells Lungi a story.
3. What ruined her first pot?
The ___ ruined her first pot.
4. What will happen if the clay pot gets wet?
It will be ___ if it gets wet.






MONDAY

	LOOK & SAY	know	giraffe	reach	tongues	higher
	SOUND OUT	pool	fool	tool	drool	
		spoon	soon	moon	loon	
	★	I see the pool and the moon and the tool.				
 	READ	Do you see the moon? Do you see the spoon on the moon? Do you see the pool on the moon? Do not be a fool. Spoons and pools are not on the moon.				






TUESDAY

	WRITE	Copy the  and  words from Monday into your exercise books.				
---	-------	--	--	--	--	--



WEDNESDAY

	LOOK & SAY	know	giraffe	reach	tongues	higher
	SOUND OUT	pool	fool	tool	drool	
		spoon	soon	moon	loon	
	★	I need a spoon. I need a spoon soon.				
 	READ	The giraffe will drink from the pool. The giraffe will soon drink from the pool. The giraffe will drool in the pool. The giraffe will drool in the pool soon.				







THURSDAY

	LOOK & SAY	know	giraffe	reach	tongues	higher
 	READ	<div style="display: flex; align-items: center;">  <div style="margin-left: 20px;"> <p>Do you know a giraffe has a long tongue? It can reach leaves higher in the tree. Do you know a giraffe has a long neck? A giraffe can reach high leaves with his long neck and tongue.</p> </div> </div> <div style="text-align: center; margin-top: 20px;">  leaves </div>				




FRIDAY

	LOOK & SAY	know	giraffe	reach	tongues	higher
	READ & ANSWER	<ol style="list-style-type: none"> 1. What is the story about? The story is about ____. 2. What has a long tongue? A ____ has a long tongue. 3. What can it reach in the tree? It can reach ____. 4. What kind of neck does a giraffe have? A giraffe has a ____ neck. 				







MONDAY

	LOOK & SAY	know	giraffe	reach	tongues	higher
	SOUND OUT	pool	fool	tool	drool	
		spoon	soon	moon	loon	
		I see the pool and the moon and the tool.				
 	READ	Do you see the moon? Do you see the spoon on the moon? Do you see the pool on the moon? Do not be a fool. Spoons and pools are not on the moon.				






TUESDAY

	WRITE	Copy the  and  words from Monday into your exercise books.				
---	-------	--	--	--	--	--



WEDNESDAY

	LOOK & SAY	know	giraffe	reach	tongues	higher
	SOUND OUT	pool	fool	tool	drool	
		spoon	soon	moon	loon	
		I need a spoon. I need a spoon soon.				
 	READ	The giraffe will drink from the pool. The giraffe will soon drink from the pool. The giraffe will drool in the pool. The giraffe will drool in the pool soon.				







THURSDAY

	LOOK & SAY	know	giraffe	reach	tongues	higher
 	READ	<div style="display: flex; align-items: center;">  <div style="margin-left: 20px;"> <p>Do you know a giraffe has a long tongue? It can reach leaves higher in the tree. Do you know a giraffe has a long neck? A giraffe can reach high leaves with his long neck and tongue.</p> </div> </div> <div style="text-align: center; margin-top: 20px;">  leaves </div>				




FRIDAY

	LOOK & SAY	know	giraffe	reach	tongues	higher
	READ & ANSWER	<ol style="list-style-type: none"> 1. What is the story about? The story is about ____. 2. What has a long tongue? A ____ has a long tongue. 3. What can it reach in the tree? It can reach ____. 4. What kind of neck does a giraffe have? A giraffe has a ____ neck. 				







MONDAY

	LOOK & SAY	know	giraffe	reach	tongues	higher
	SOUND OUT	pool	fool	tool	drool	
		spoon	soon	moon	loon	
		I see the pool and the moon and the tool.				
 	READ	Do you see the moon? Do you see the spoon on the moon? Do you see the pool on the moon? Do not be a fool. Spoons and pools are not on the moon.				






TUESDAY

	WRITE	Copy the  and  words from Monday into your exercise books.				
---	-------	--	--	--	--	--



WEDNESDAY

	LOOK & SAY	know	giraffe	reach	tongues	higher
	SOUND OUT	pool	fool	tool	drool	
		spoon	soon	moon	loon	
		I need a spoon. I need a spoon soon.				
 	READ	The giraffe will drink from the pool. The giraffe will soon drink from the pool. The giraffe will drool in the pool. The giraffe will drool in the pool soon.				






THURSDAY

	LOOK & SAY	know	giraffe	reach	tongues	higher
 	READ	<div style="display: flex; align-items: center;">  <div style="margin-left: 20px;"> <p>Do you know a giraffe has a long tongue? It can reach leaves higher in the tree. Do you know a giraffe has a long neck? A giraffe can reach high leaves with his long neck and tongue.</p> </div> </div> <div style="text-align: center; margin-top: 20px;">  leaves </div>				




FRIDAY

	LOOK & SAY	know	giraffe	reach	tongues	higher
	READ & ANSWER	<ol style="list-style-type: none"> 1. What is the story about? The story is about ____. 2. What has a long tongue? A ____ has a long tongue. 3. What can it reach in the tree? It can reach ____. 4. What kind of neck does a giraffe have? A giraffe has a ____ neck. 				






MONDAY

	LOOK & SAY	know	giraffe	reach	tongues	higher
	SOUND OUT	pool	fool	tool	drool	
		spoon	soon	moon	loon	
	★	I see the pool and the moon and the tool.				
 	READ	Do you see the moon? Do you see the spoon on the moon? Do you see the pool on the moon? Do not be a fool. Spoons and pools are not on the moon.				






TUESDAY

	WRITE	Copy the  and  words from Monday into your exercise books.				
---	-------	--	--	--	--	--



WEDNESDAY

	LOOK & SAY	know	giraffe	reach	tongues	higher
	SOUND OUT	pool	fool	tool	drool	
		spoon	soon	moon	loon	
	★	I need a spoon. I need a spoon soon.				
 	READ	The giraffe will drink from the pool. The giraffe will soon drink from the pool. The giraffe will drool in the pool. The giraffe will drool in the pool soon.				







THURSDAY

	LOOK & SAY	know	giraffe	reach	tongues	higher
 	READ	<div style="display: flex; align-items: center;">  <div style="margin-left: 20px;"> <p>Do you know a giraffe has a long tongue? It can reach leaves higher in the tree. Do you know a giraffe has a long neck? A giraffe can reach high leaves with his long neck and tongue.</p> </div> </div> <div style="text-align: center; margin-top: 20px;">  leaves </div>				



FRIDAY

	LOOK & SAY	know	giraffe	reach	tongues	higher
	READ & ANSWER	<ol style="list-style-type: none"> 1. What is the story about? The story is about ____. 2. What has a long tongue? A ____ has a long tongue. 3. What can it reach in the tree? It can reach ____. 4. What kind of neck does a giraffe have? A giraffe has a ____ neck. 				







MONDAY

	LOOK & SAY	know	giraffe	reach	tongues	higher
	SOUND OUT	pool	fool	tool	drool	
		spoon	soon	moon	loon	
		I see the pool and the moon and the tool.				
 	READ	Do you see the moon? Do you see the spoon on the moon? Do you see the pool on the moon? Do not be a fool. Spoons and pools are not on the moon.				






TUESDAY

	WRITE	Copy the  and  words from Monday into your exercise books.				
---	-------	--	--	--	--	--



WEDNESDAY

	LOOK & SAY	know	giraffe	reach	tongues	higher
	SOUND OUT	pool	fool	tool	drool	
		spoon	soon	moon	loon	
		I need a spoon. I need a spoon soon.				
 	READ	The giraffe will drink from the pool. The giraffe will soon drink from the pool. The giraffe will drool in the pool. The giraffe will drool in the pool soon.				






THURSDAY

	LOOK & SAY	know	giraffe	reach	tongues	higher
 	READ	<div style="display: flex; align-items: center;">  <div style="margin-left: 20px;"> <p>Do you know a giraffe has a long tongue? It can reach leaves higher in the tree. Do you know a giraffe has a long neck? A giraffe can reach high leaves with his long neck and tongue.</p> </div> </div> <div style="text-align: center; margin-top: 20px;">  leaves </div>				




FRIDAY

	LOOK & SAY	know	giraffe	reach	tongues	higher
	READ & ANSWER	<ol style="list-style-type: none"> 1. What is the story about? The story is about ____. 2. What has a long tongue? A ____ has a long tongue. 3. What can it reach in the tree? It can reach ____. 4. What kind of neck does a giraffe have? A giraffe has a ____ neck. 				






MONDAY

	LOOK & SAY	know	giraffe	reach	tongues	higher
	SOUND OUT	pool	fool	tool	drool	
		spoon	soon	moon	loon	
	★	I see the pool and the moon and the tool.				
 	READ	Do you see the moon? Do you see the spoon on the moon? Do you see the pool on the moon? Do not be a fool. Spoons and pools are not on the moon.				






TUESDAY

	WRITE	Copy the  and  words from Monday into your exercise books.				
---	-------	--	--	--	--	--



WEDNESDAY

	LOOK & SAY	know	giraffe	reach	tongues	higher
	SOUND OUT	pool	fool	tool	drool	
		spoon	soon	moon	loon	
	★	I need a spoon. I need a spoon soon.				
 	READ	The giraffe will drink from the pool. The giraffe will soon drink from the pool. The giraffe will drool in the pool. The giraffe will drool in the pool soon.				






THURSDAY

	LOOK & SAY	know	giraffe	reach	tongues	higher
 	READ	<div style="display: flex; align-items: center;">  <div style="margin-left: 20px;"> <p>Do you know a giraffe has a long tongue? It can reach leaves higher in the tree. Do you know a giraffe has a long neck? A giraffe can reach high leaves with his long neck and tongue.</p> </div> </div> <div style="text-align: center; margin-top: 20px;">  leaves </div>				




FRIDAY

	LOOK & SAY	know	giraffe	reach	tongues	higher
	READ & ANSWER	<ol style="list-style-type: none"> 1. What is the story about? The story is about ____. 2. What has a long tongue? A ____ has a long tongue. 3. What can it reach in the tree? It can reach ____. 4. What kind of neck does a giraffe have? A giraffe has a ____ neck. 				






MONDAY

	LOOK & SAY	know	giraffe	reach	tongues	higher
	SOUND OUT	pool	fool	tool	drool	
		spoon	soon	moon	loon	
	★	I see the pool and the moon and the tool.				
 	READ	Do you see the moon? Do you see the spoon on the moon? Do you see the pool on the moon? Do not be a fool. Spoons and pools are not on the moon.				






TUESDAY

	WRITE	Copy the  and  words from Monday into your exercise books.				
---	-------	--	--	--	--	--



WEDNESDAY

	LOOK & SAY	know	giraffe	reach	tongues	higher
	SOUND OUT	pool	fool	tool	drool	
		spoon	soon	moon	loon	
	★	I need a spoon. I need a spoon soon.				
 	READ	The giraffe will drink from the pool. The giraffe will soon drink from the pool. The giraffe will drool in the pool. The giraffe will drool in the pool soon.				





THURSDAY

	LOOK & SAY	know	giraffe	reach	tongues	higher
 	READ	<div style="display: flex; align-items: center;">  <div style="margin-left: 20px;"> <p>Do you know a giraffe has a long tongue? It can reach leaves higher in the tree. Do you know a giraffe has a long neck? A giraffe can reach high leaves with his long neck and tongue.</p> </div> </div> <div style="text-align: center; margin-top: 20px;">  leaves </div>				




FRIDAY

	LOOK & SAY	know	giraffe	reach	tongues	higher
	READ & ANSWER	<ol style="list-style-type: none"> 1. What is the story about? The story is about ____. 2. What has a long tongue? A ____ has a long tongue. 3. What can it reach in the tree? It can reach ____. 4. What kind of neck does a giraffe have? A giraffe has a ____ neck. 				





MONDAY

	LOOK & SAY	know	giraffe	reach	tongues	higher
	SOUND OUT	pool	fool	tool	drool	
		spoon	soon	moon	loon	
	★	I see the pool and the moon and the tool.				
	READ	Do you see the moon? Do you see the spoon on the moon? Do you see the pool on the moon? Do not be a fool. Spoons and pools are not on the moon.				






TUESDAY

	WRITE	Copy the  and  words from Monday into your exercise books.				
---	-------	--	--	--	--	--



WEDNESDAY

	LOOK & SAY	know	giraffe	reach	tongues	higher
	SOUND OUT	pool	fool	tool	drool	
		spoon	soon	moon	loon	
	★	I need a spoon. I need a spoon soon.				
	READ	The giraffe will drink from the pool. The giraffe will soon drink from the pool. The giraffe will drool in the pool. The giraffe will drool in the pool soon.				







THURSDAY

	LOOK & SAY	know	giraffe	reach	tongues	higher
 	READ	<div style="display: flex; align-items: center;">  <div style="margin-left: 20px;"> <p>Do you know a giraffe has a long tongue? It can reach leaves higher in the tree. Do you know a giraffe has a long neck? A giraffe can reach high leaves with his long neck and tongue.</p> </div> </div> <div style="text-align: center; margin-top: 20px;">  leaves </div>				




FRIDAY

	LOOK & SAY	know	giraffe	reach	tongues	higher
	READ & ANSWER	<ol style="list-style-type: none"> 1. What is the story about? The story is about ____. 2. What has a long tongue? A ____ has a long tongue. 3. What can it reach in the tree? It can reach ____. 4. What kind of neck does a giraffe have? A giraffe has a ____ neck. 				







MONDAY

	LOOK & SAY	know	giraffe	reach	tongues	higher
	SOUND OUT	pool	fool	tool	drool	
		spoon	soon	moon	loon	
		I see the pool and the moon and the tool.				
 	READ	Do you see the moon? Do you see the spoon on the moon? Do you see the pool on the moon? Do not be a fool. Spoons and pools are not on the moon.				






TUESDAY

	WRITE	Copy the  and  words from Monday into your exercise books.				
---	-------	--	--	--	--	--



WEDNESDAY

	LOOK & SAY	know	giraffe	reach	tongues	higher
	SOUND OUT	pool	fool	tool	drool	
		spoon	soon	moon	loon	
		I need a spoon. I need a spoon soon.				
 	READ	The giraffe will drink from the pool. The giraffe will soon drink from the pool. The giraffe will drool in the pool. The giraffe will drool in the pool soon.				





THURSDAY

	LOOK & SAY	know	giraffe	reach	tongues	higher
 	READ	<div style="display: flex; align-items: center;">  <div style="margin-left: 20px;"> <p>Do you know a giraffe has a long tongue? It can reach leaves higher in the tree. Do you know a giraffe has a long neck? A giraffe can reach high leaves with his long neck and tongue.</p> </div> </div> <div style="text-align: center; margin-top: 20px;">  leaves </div>				




FRIDAY

	LOOK & SAY	know	giraffe	reach	tongues	higher
	READ & ANSWER	<ol style="list-style-type: none"> 1. What is the story about? The story is about ____. 2. What has a long tongue? A ____ has a long tongue. 3. What can it reach in the tree? It can reach ____. 4. What kind of neck does a giraffe have? A giraffe has a ____ neck. 				





MONDAY

	LOOK & SAY	know	giraffe	reach	tongues	higher
	SOUND OUT	pool	fool	tool	drool	
		spoon	soon	moon	loon	
	★	I see the pool and the moon and the tool.				
	READ	Do you see the moon? Do you see the spoon on the moon? Do you see the pool on the moon? Do not be a fool. Spoons and pools are not on the moon.				






TUESDAY

	WRITE	Copy the  and  words from Monday into your exercise books.				
---	-------	--	--	--	--	--



WEDNESDAY

	LOOK & SAY	know	giraffe	reach	tongues	higher
	SOUND OUT	pool	fool	tool	drool	
		spoon	soon	moon	loon	
	★	I need a spoon. I need a spoon soon.				
	READ	The giraffe will drink from the pool. The giraffe will soon drink from the pool. The giraffe will drool in the pool. The giraffe will drool in the pool soon.				







THURSDAY

	LOOK & SAY	know	giraffe	reach	tongues	higher
 	READ	<div style="display: flex; align-items: center;">  <div style="margin-left: 20px;"> <p>Do you know a giraffe has a long tongue? It can reach leaves higher in the tree. Do you know a giraffe has a long neck? A giraffe can reach high leaves with his long neck and tongue.</p> </div> </div> <div style="text-align: center; margin-top: 20px;">  leaves </div>				




FRIDAY

	LOOK & SAY	know	giraffe	reach	tongues	higher
	READ & ANSWER	<ol style="list-style-type: none"> 1. What is the story about? The story is about ____. 2. What has a long tongue? A ____ has a long tongue. 3. What can it reach in the tree? It can reach ____. 4. What kind of neck does a giraffe have? A giraffe has a ____ neck. 				







MONDAY

	LOOK & SAY	know	giraffe	reach	tongues	higher
	SOUND OUT	pool	fool	tool	drool	
		spoon	soon	moon	loon	
		I see the pool and the moon and the tool.				
 	READ	Do you see the moon? Do you see the spoon on the moon? Do you see the pool on the moon? Do not be a fool. Spoons and pools are not on the moon.				






TUESDAY

	WRITE	Copy the  and  words from Monday into your exercise books.				
---	-------	--	--	--	--	--



WEDNESDAY

	LOOK & SAY	know	giraffe	reach	tongues	higher
	SOUND OUT	pool	fool	tool	drool	
		spoon	soon	moon	loon	
		I need a spoon. I need a spoon soon.				
 	READ	The giraffe will drink from the pool. The giraffe will soon drink from the pool. The giraffe will drool in the pool. The giraffe will drool in the pool soon.				





THURSDAY

	LOOK & SAY	know	giraffe	reach	tongues	higher
 	READ	<div style="display: flex; align-items: center;">  <div style="margin-left: 20px;"> <p>Do you know a giraffe has a long tongue? It can reach leaves higher in the tree. Do you know a giraffe has a long neck? A giraffe can reach high leaves with his long neck and tongue.</p> <div style="display: flex; align-items: center; margin-top: 20px;">  leaves </div> </div> </div>				




FRIDAY

	LOOK & SAY	know	giraffe	reach	tongues	higher
	READ & ANSWER	<ol style="list-style-type: none"> 1. What is the story about? The story is about ____. 2. What has a long tongue? A ____ has a long tongue. 3. What can it reach in the tree? It can reach ____. 4. What kind of neck does a giraffe have? A giraffe has a ____ neck. 				





MONDAY

	LOOK & SAY	know	giraffe	reach	tongues	higher
	SOUND OUT	pool	fool	tool	drool	
		spoon	soon	moon	loon	
	★	I see the pool and the moon and the tool.				
	READ	Do you see the moon? Do you see the spoon on the moon? Do you see the pool on the moon? Do not be a fool. Spoons and pools are not on the moon.				






TUESDAY

	WRITE	Copy the  and  words from Monday into your exercise books.				
---	-------	--	--	--	--	--



WEDNESDAY

	LOOK & SAY	know	giraffe	reach	tongues	higher
	SOUND OUT	pool	fool	tool	drool	
		spoon	soon	moon	loon	
	★	I need a spoon. I need a spoon soon.				
	READ	The giraffe will drink from the pool. The giraffe will soon drink from the pool. The giraffe will drool in the pool. The giraffe will drool in the pool soon.				






THURSDAY

	LOOK & SAY	know	giraffe	reach	tongues	higher
 	READ	<div style="display: flex; align-items: center;">  <div style="margin-left: 20px;"> <p>Do you know a giraffe has a long tongue? It can reach leaves higher in the tree. Do you know a giraffe has a long neck? A giraffe can reach high leaves with his long neck and tongue.</p> </div> </div> <div style="text-align: center; margin-top: 20px;">  leaves </div>				




FRIDAY

	LOOK & SAY	know	giraffe	reach	tongues	higher
	READ & ANSWER	<ol style="list-style-type: none"> 1. What is the story about? The story is about ____. 2. What has a long tongue? A ____ has a long tongue. 3. What can it reach in the tree? It can reach ____. 4. What kind of neck does a giraffe have? A giraffe has a ____ neck. 				






MONDAY

	LOOK & SAY	know	giraffe	reach	tongues	higher
	SOUND OUT	pool	fool	tool	drool	
		spoon	soon	moon	loon	
	★	I see the pool and the moon and the tool.				
 	READ	Do you see the moon? Do you see the spoon on the moon? Do you see the pool on the moon? Do not be a fool. Spoons and pools are not on the moon.				






TUESDAY

	WRITE	Copy the  and  words from Monday into your exercise books.				
---	-------	--	--	--	--	--



WEDNESDAY

	LOOK & SAY	know	giraffe	reach	tongues	higher
	SOUND OUT	pool	fool	tool	drool	
		spoon	soon	moon	loon	
	★	I need a spoon. I need a spoon soon.				
 	READ	The giraffe will drink from the pool. The giraffe will soon drink from the pool. The giraffe will drool in the pool. The giraffe will drool in the pool soon.				







THURSDAY

	LOOK & SAY	know	giraffe	reach	tongues	higher
 	READ	<div style="display: flex; align-items: center;">  <div style="margin-left: 20px;"> <p>Do you know a giraffe has a long tongue? It can reach leaves higher in the tree. Do you know a giraffe has a long neck? A giraffe can reach high leaves with his long neck and tongue.</p> </div> </div> <div style="text-align: center; margin-top: 20px;">  leaves </div>				




FRIDAY

	LOOK & SAY	know	giraffe	reach	tongues	higher
	READ & ANSWER	<ol style="list-style-type: none"> 1. What is the story about? The story is about ____. 2. What has a long tongue? A ____ has a long tongue. 3. What can it reach in the tree? It can reach ____. 4. What kind of neck does a giraffe have? A giraffe has a ____ neck. 				







MONDAY

	LOOK & SAY	know	giraffe	reach	tongues	higher
	SOUND OUT	pool	fool	tool	drool	
		spoon	soon	moon	loon	
		I see the pool and the moon and the tool.				
 	READ	Do you see the moon? Do you see the spoon on the moon? Do you see the pool on the moon? Do not be a fool. Spoons and pools are not on the moon.				






TUESDAY

	WRITE	Copy the  and  words from Monday into your exercise books.				
---	-------	--	--	--	--	--



WEDNESDAY

	LOOK & SAY	know	giraffe	reach	tongues	higher
	SOUND OUT	pool	fool	tool	drool	
		spoon	soon	moon	loon	
		I need a spoon. I need a spoon soon.				
 	READ	The giraffe will drink from the pool. The giraffe will soon drink from the pool. The giraffe will drool in the pool. The giraffe will drool in the pool soon.				







THURSDAY

	LOOK & SAY	know	giraffe	reach	tongues	higher
 	READ	<div style="display: flex; align-items: center;">  <div style="margin-left: 20px;"> <p>Do you know a giraffe has a long tongue? It can reach leaves higher in the tree. Do you know a giraffe has a long neck? A giraffe can reach high leaves with his long neck and tongue.</p> </div> </div> <div style="display: flex; justify-content: center; align-items: center; margin-top: 20px;">  <div style="margin-left: 20px;"> leaves </div> </div>				




FRIDAY

	LOOK & SAY	know	giraffe	reach	tongues	higher
	READ & ANSWER	<ol style="list-style-type: none"> 1. What is the story about? The story is about ____. 2. What has a long tongue? A ____ has a long tongue. 3. What can it reach in the tree? It can reach ____. 4. What kind of neck does a giraffe have? A giraffe has a ____ neck. 				







MONDAY

	LOOK & SAY	know	giraffe	reach	tongues	higher
	SOUND OUT	pool	fool	tool	drool	
		spoon	soon	moon	loon	
		I see the pool and the moon and the tool.				
 	READ	Do you see the moon? Do you see the spoon on the moon? Do you see the pool on the moon? Do not be a fool. Spoons and pools are not on the moon.				






TUESDAY

	WRITE	Copy the  and  words from Monday into your exercise books.				
---	-------	--	--	--	--	--



WEDNESDAY

	LOOK & SAY	know	giraffe	reach	tongues	higher
	SOUND OUT	pool	fool	tool	drool	
		spoon	soon	moon	loon	
		I need a spoon. I need a spoon soon.				
 	READ	The giraffe will drink from the pool. The giraffe will soon drink from the pool. The giraffe will drool in the pool. The giraffe will drool in the pool soon.				






THURSDAY

	LOOK & SAY	know	giraffe	reach	tongues	higher
 	READ	<div style="display: flex; align-items: center;">  <div style="margin-left: 20px;"> <p>Do you know a giraffe has a long tongue? It can reach leaves higher in the tree. Do you know a giraffe has a long neck? A giraffe can reach high leaves with his long neck and tongue.</p> </div> </div> <div style="text-align: center; margin-top: 20px;">  leaves </div>				




FRIDAY

	LOOK & SAY	know	giraffe	reach	tongues	higher
	READ & ANSWER	<ol style="list-style-type: none"> 1. What is the story about? The story is about ____. 2. What has a long tongue? A ____ has a long tongue. 3. What can it reach in the tree? It can reach ____. 4. What kind of neck does a giraffe have? A giraffe has a ____ neck. 				






MONDAY

	LOOK & SAY	know	giraffe	reach	tongues	higher
	SOUND OUT	pool	fool	tool	drool	
		spoon	soon	moon	loon	
	★	I see the pool and the moon and the tool.				
 	READ	Do you see the moon? Do you see the spoon on the moon? Do you see the pool on the moon? Do not be a fool. Spoons and pools are not on the moon.				






TUESDAY

	WRITE	Copy the  and  words from Monday into your exercise books.				
---	-------	--	--	--	--	--



WEDNESDAY

	LOOK & SAY	know	giraffe	reach	tongues	higher
	SOUND OUT	pool	fool	tool	drool	
		spoon	soon	moon	loon	
	★	I need a spoon. I need a spoon soon.				
 	READ	The giraffe will drink from the pool. The giraffe will soon drink from the pool. The giraffe will drool in the pool. The giraffe will drool in the pool soon.				







THURSDAY

	LOOK & SAY	know	giraffe	reach	tongues	higher
 	READ	<div style="display: flex; align-items: center;">  <div style="margin-left: 20px;"> <p>Do you know a giraffe has a long tongue? It can reach leaves higher in the tree. Do you know a giraffe has a long neck? A giraffe can reach high leaves with his long neck and tongue.</p> </div> </div> <div style="text-align: center; margin-top: 20px;">  leaves </div>				



FRIDAY

	LOOK & SAY	know	giraffe	reach	tongues	higher
	READ & ANSWER	<ol style="list-style-type: none"> 1. What is the story about? The story is about ____. 2. What has a long tongue? A ____ has a long tongue. 3. What can it reach in the tree? It can reach ____. 4. What kind of neck does a giraffe have? A giraffe has a ____ neck. 				







MONDAY

	LOOK & SAY	know	giraffe	reach	tongues	higher
	SOUND OUT	pool	fool	tool	drool	
		spoon	soon	moon	loon	
		I see the pool and the moon and the tool.				
 	READ	Do you see the moon? Do you see the spoon on the moon? Do you see the pool on the moon? Do not be a fool. Spoons and pools are not on the moon.				






TUESDAY

	WRITE	Copy the  and  words from Monday into your exercise books.				
---	-------	--	--	--	--	--



WEDNESDAY

	LOOK & SAY	know	giraffe	reach	tongues	higher
	SOUND OUT	pool	fool	tool	drool	
		spoon	soon	moon	loon	
		I need a spoon. I need a spoon soon.				
 	READ	The giraffe will drink from the pool. The giraffe will soon drink from the pool. The giraffe will drool in the pool. The giraffe will drool in the pool soon.				







THURSDAY

	LOOK & SAY	know	giraffe	reach	tongues	higher
 	READ	<div style="display: flex; align-items: center;">  <div style="margin-left: 20px;"> <p>Do you know a giraffe has a long tongue? It can reach leaves higher in the tree. Do you know a giraffe has a long neck? A giraffe can reach high leaves with his long neck and tongue.</p> </div> </div> <div style="text-align: center; margin-top: 20px;">  leaves </div>				




FRIDAY

	LOOK & SAY	know	giraffe	reach	tongues	higher
	READ & ANSWER	<ol style="list-style-type: none"> 1. What is the story about? The story is about ____. 2. What has a long tongue? A ____ has a long tongue. 3. What can it reach in the tree? It can reach ____. 4. What kind of neck does a giraffe have? A giraffe has a ____ neck. 				







MONDAY

	LOOK & SAY	know	giraffe	reach	tongues	higher
	SOUND OUT	pool	fool	tool	drool	
		spoon	soon	moon	loon	
		I see the pool and the moon and the tool.				
 	READ	Do you see the moon? Do you see the spoon on the moon? Do you see the pool on the moon? Do not be a fool. Spoons and pools are not on the moon.				






TUESDAY

	WRITE	Copy the  and  words from Monday into your exercise books.				
---	-------	--	--	--	--	--



WEDNESDAY

	LOOK & SAY	know	giraffe	reach	tongues	higher
	SOUND OUT	pool	fool	tool	drool	
		spoon	soon	moon	loon	
		I need a spoon. I need a spoon soon.				
 	READ	The giraffe will drink from the pool. The giraffe will soon drink from the pool. The giraffe will drool in the pool. The giraffe will drool in the pool soon.				






THURSDAY

	LOOK & SAY	know	giraffe	reach	tongues	higher
 	READ	<div style="display: flex; align-items: center;">  <div style="margin-left: 20px;"> <p>Do you know a giraffe has a long tongue? It can reach leaves higher in the tree. Do you know a giraffe has a long neck? A giraffe can reach high leaves with his long neck and tongue.</p> </div> </div> <div style="text-align: center; margin-top: 20px;">  leaves </div>				




FRIDAY

	LOOK & SAY	know	giraffe	reach	tongues	higher
	READ & ANSWER	<ol style="list-style-type: none"> 1. What is the story about? The story is about ____. 2. What has a long tongue? A ____ has a long tongue. 3. What can it reach in the tree? It can reach ____. 4. What kind of neck does a giraffe have? A giraffe has a ____ neck. 				






MONDAY

	LOOK & SAY	know	giraffe	reach	tongues	higher
	SOUND OUT	pool	fool	tool	drool	
		spoon	soon	moon	loon	
	★	I see the pool and the moon and the tool.				
 	READ	Do you see the moon? Do you see the spoon on the moon? Do you see the pool on the moon? Do not be a fool. Spoons and pools are not on the moon.				






TUESDAY

	WRITE	Copy the  and  words from Monday into your exercise books.				
---	-------	--	--	--	--	--



WEDNESDAY

	LOOK & SAY	know	giraffe	reach	tongues	higher
	SOUND OUT	pool	fool	tool	drool	
		spoon	soon	moon	loon	
	★	I need a spoon. I need a spoon soon.				
 	READ	The giraffe will drink from the pool. The giraffe will soon drink from the pool. The giraffe will drool in the pool. The giraffe will drool in the pool soon.				







THURSDAY

	LOOK & SAY	know	giraffe	reach	tongues	higher
 	READ	<div style="display: flex; align-items: center;">  <div style="margin-left: 20px;"> <p>Do you know a giraffe has a long tongue? It can reach leaves higher in the tree. Do you know a giraffe has a long neck? A giraffe can reach high leaves with his long neck and tongue.</p> <div style="display: flex; align-items: center; justify-content: center;">  leaves </div> </div> </div>				




FRIDAY

	LOOK & SAY	know	giraffe	reach	tongues	higher
	READ & ANSWER	<ol style="list-style-type: none"> 1. What is the story about? The story is about ____. 2. What has a long tongue? A ____ has a long tongue. 3. What can it reach in the tree? It can reach ____. 4. What kind of neck does a giraffe have? A giraffe has a ____ neck. 				







MONDAY

	LOOK & SAY	know	giraffe	reach	tongues	higher
	SOUND OUT	pool	fool	tool	drool	
		spoon	soon	moon	loon	
		I see the pool and the moon and the tool.				
 	READ	Do you see the moon? Do you see the spoon on the moon? Do you see the pool on the moon? Do not be a fool. Spoons and pools are not on the moon.				






TUESDAY

	WRITE	Copy the  and  words from Monday into your exercise books.				
---	-------	--	--	--	--	--



WEDNESDAY

	LOOK & SAY	know	giraffe	reach	tongues	higher
	SOUND OUT	pool	fool	tool	drool	
		spoon	soon	moon	loon	
		I need a spoon. I need a spoon soon.				
 	READ	The giraffe will drink from the pool. The giraffe will soon drink from the pool. The giraffe will drool in the pool. The giraffe will drool in the pool soon.				






THURSDAY

	LOOK & SAY	know	giraffe	reach	tongues	higher
 	READ	<div style="display: flex; align-items: center;">  <div style="margin-left: 20px;"> <p>Do you know a giraffe has a long tongue? It can reach leaves higher in the tree. Do you know a giraffe has a long neck? A giraffe can reach high leaves with his long neck and tongue.</p> <div style="display: flex; align-items: center; justify-content: center;">  <div style="margin-left: 20px;"> <p>leaves</p> </div> </div> </div> </div>				




FRIDAY

	LOOK & SAY	know	giraffe	reach	tongues	higher
	READ & ANSWER	<ol style="list-style-type: none"> 1. What is the story about? The story is about ____. 2. What has a long tongue? A ____ has a long tongue. 3. What can it reach in the tree? It can reach ____. 4. What kind of neck does a giraffe have? A giraffe has a ____ neck. 				






MONDAY

	LOOK & SAY	hide	colour	enemies	helps	when
	SOUND OUT	book	look	hook	took	
		crook	good	wood	hood	
		I see wood. Can you see the wood? It is good wood.				
	READ	Look at this big book. I took this big book. I am a crook. You are bad. It is not good to be a crook. You took the book and it is not good.				




TUESDAY

	WRITE	Copy the  and  words from Monday into your exercise books.				
---	-------	--	--	--	--	--



WEDNESDAY

	LOOK & SAY	hide	colour	enemies	helps	when
	SOUND OUT	book	look	hook	took	
		crook	good	wood	hood	
		Look at the book. It is a good book. It is a good book to look at.				
	READ	It helps to have a book. It helps to look at a book. You can look at a good book. You can look at a book with colour. When you sit and look at a book you feel good.				





THURSDAY

	LOOK & SAY	hide	colour	enemies	helps	when
	READ	<div data-bbox="424 277 826 748">  <p data-bbox="424 483 679 573">chameleon</p> </div> <p data-bbox="906 277 1449 869">A chameleon can hide from his enemies. He will hide with his colour. His enemies will not see him. They will look but they will not see him. This is a good way to hide from his enemies.</p>				




FRIDAY

	LOOK & SAY	hide	colour	enemies	helps	when
	READ & ANSWER	<ol style="list-style-type: none"> 1. Who can hide? A ___ can hide. 2. Who can the chameleon hide from? A chameleon can hide from his ___. 3. What will he hide with? He will hide with his ___. 4. Will his enemies see him? Yes/No, His enemies will/will not see him. 				





MONDAY

	LOOK & SAY	hide	colour	enemies	helps	when
	SOUND OUT	book	look	hook	took	
		crook	good	wood	hood	
	★	I see wood. Can you see the wood? It is good wood.				
	READ	Look at this big book. I took this big book. I am a crook. You are bad. It is not good to be a crook. You took the book and it is not good.				




TUESDAY

	WRITE	Copy the  and  words from Monday into your exercise books.				
---	-------	--	--	--	--	--



WEDNESDAY

	LOOK & SAY	hide	colour	enemies	helps	when
	SOUND OUT	book	look	hook	took	
		crook	good	wood	hood	
	★	Look at the book. It is a good book. It is a good book to look at.				
	READ	It helps to have a book. It helps to look at a book. You can look at a good book. You can look at a book with colour. When you sit and look at a book you feel good.				





THURSDAY

	LOOK & SAY	hide	colour	enemies	helps	when
	READ	 <p data-bbox="424 483 679 573">chameleon</p>		<p data-bbox="906 277 1449 801">A chameleon can hide from his enemies. He will hide with his colour. His enemies will not see him. They will look but they will not see him. This is a good way to hide from his enemies.</p>		




FRIDAY

	LOOK & SAY	hide	colour	enemies	helps	when
	READ & ANSWER	<ol data-bbox="395 1077 1225 1671" style="list-style-type: none"> Who can hide? A ___ can hide. Who can the chameleon hide from? A chameleon can hide from his ___. What will he hide with? He will hide with his ___. Will his enemies see him? Yes/No, His enemies will/will not see him. 				





MONDAY

	LOOK & SAY	hide	colour	enemies	helps	when
	SOUND OUT	book	look	hook	took	
		crook	good	wood	hood	
	★	I see wood. Can you see the wood? It is good wood.				
	READ	Look at this big book. I took this big book. I am a crook. You are bad. It is not good to be a crook. You took the book and it is not good.				




TUESDAY

	WRITE	Copy the  and  words from Monday into your exercise books.				
---	-------	--	--	--	--	--



WEDNESDAY

	LOOK & SAY	hide	colour	enemies	helps	when
	SOUND OUT	book	look	hook	took	
		crook	good	wood	hood	
	★	Look at the book. It is a good book. It is a good book to look at.				
	READ	It helps to have a book. It helps to look at a book. You can look at a good book. You can look at a book with colour. When you sit and look at a book you feel good.				





THURSDAY

	LOOK & SAY	hide	colour	enemies	helps	when
	READ	<div data-bbox="424 277 826 748">  <p data-bbox="424 488 679 568">chameleon</p> </div> <p data-bbox="906 277 1449 869">A chameleon can hide from his enemies. He will hide with his colour. His enemies will not see him. They will look but they will not see him. This is a good way to hide from his enemies.</p>				




FRIDAY

	LOOK & SAY	hide	colour	enemies	helps	when
	READ & ANSWER	<ol style="list-style-type: none"> <li data-bbox="395 1077 767 1128">1. Who can hide? A ___ can hide. <li data-bbox="395 1227 1214 1279">2. Who can the chameleon hide from? A chameleon can hide from his ___. <li data-bbox="395 1377 975 1518">3. What will he hide with? He will hide with his ___. <li data-bbox="395 1534 1326 1675">4. Will his enemies see him? Yes/No, His enemies will/will not see him. 				





MONDAY

	LOOK & SAY	hide	colour	enemies	helps	when
	SOUND OUT	book	look	hook	took	
		crook	good	wood	hood	
	★	I see wood. Can you see the wood? It is good wood.				
	READ	Look at this big book. I took this big book. I am a crook. You are bad. It is not good to be a crook. You took the book and it is not good.				




TUESDAY

	WRITE	Copy the  and  words from Monday into your exercise books.				
---	-------	--	--	--	--	--



WEDNESDAY

	LOOK & SAY	hide	colour	enemies	helps	when
	SOUND OUT	book	look	hook	took	
		crook	good	wood	hood	
	★	Look at the book. It is a good book. It is a good book to look at.				
	READ	It helps to have a book. It helps to look at a book. You can look at a good book. You can look at a book with colour. When you sit and look at a book you feel good.				





THURSDAY

	LOOK & SAY	hide	colour	enemies	helps	when
	READ	<div data-bbox="424 277 826 748">  <p data-bbox="424 488 679 568">chameleon</p> </div> <p data-bbox="906 277 1449 801">A chameleon can hide from his enemies. He will hide with his colour. His enemies will not see him. They will look but they will not see him. This is a good way to hide from his enemies.</p>				




FRIDAY

	LOOK & SAY	hide	colour	enemies	helps	when
	READ & ANSWER	<ol style="list-style-type: none"> <li data-bbox="395 1077 767 1128">1. Who can hide? A ___ can hide. <li data-bbox="395 1227 1214 1279">2. Who can the chameleon hide from? A chameleon can hide from his ___. <li data-bbox="395 1377 975 1518">3. What will he hide with? He will hide with his ___. <li data-bbox="395 1534 1326 1675">4. Will his enemies see him? Yes/No, His enemies will/will not see him. 				





MONDAY

	LOOK & SAY	hide	colour	enemies	helps	when
	SOUND OUT	book	look	hook	took	
		crook	good	wood	hood	
	★	I see wood. Can you see the wood? It is good wood.				
	READ	Look at this big book. I took this big book. I am a crook. You are bad. It is not good to be a crook. You took the book and it is not good.				




TUESDAY

	WRITE	Copy the  and  words from Monday into your exercise books.				
---	-------	--	--	--	--	--



WEDNESDAY

	LOOK & SAY	hide	colour	enemies	helps	when
	SOUND OUT	book	look	hook	took	
		crook	good	wood	hood	
	★	Look at the book. It is a good book. It is a good book to look at.				
	READ	It helps to have a book. It helps to look at a book. You can look at a good book. You can look at a book with colour. When you sit and look at a book you feel good.				





THURSDAY

	LOOK & SAY	hide	colour	enemies	helps	when
	READ	 <p data-bbox="424 483 679 573">chameleon</p>		<p data-bbox="906 277 1449 801">A chameleon can hide from his enemies. He will hide with his colour. His enemies will not see him. They will look but they will not see him. This is a good way to hide from his enemies.</p>		




FRIDAY

	LOOK & SAY	hide	colour	enemies	helps	when
	READ & ANSWER	<ol data-bbox="395 1077 1225 1671" style="list-style-type: none"> Who can hide? A ___ can hide. Who can the chameleon hide from? A chameleon can hide from his ___. What will he hide with? He will hide with his ___. Will his enemies see him? Yes/No, His enemies will/will not see him. 				





MONDAY

	LOOK & SAY	hide	colour	enemies	helps	when
	SOUND OUT	book	look	hook	took	
		crook	good	wood	hood	
	★	I see wood. Can you see the wood? It is good wood.				
	READ	Look at this big book. I took this big book. I am a crook. You are bad. It is not good to be a crook. You took the book and it is not good.				




TUESDAY

	WRITE	Copy the  and  words from Monday into your exercise books.				
---	-------	--	--	--	--	--



WEDNESDAY

	LOOK & SAY	hide	colour	enemies	helps	when
	SOUND OUT	book	look	hook	took	
		crook	good	wood	hood	
	★	Look at the book. It is a good book. It is a good book to look at.				
	READ	It helps to have a book. It helps to look at a book. You can look at a good book. You can look at a book with colour. When you sit and look at a book you feel good.				





THURSDAY

	LOOK & SAY	hide	colour	enemies	helps	when
	READ	 <p data-bbox="424 483 679 573">chameleon</p>		<p data-bbox="906 277 1449 801">A chameleon can hide from his enemies. He will hide with his colour. His enemies will not see him. They will look but they will not see him. This is a good way to hide from his enemies.</p>		




FRIDAY

	LOOK & SAY	hide	colour	enemies	helps	when
	READ & ANSWER	<ol data-bbox="395 1077 1225 1671" style="list-style-type: none"> Who can hide? A ___ can hide. Who can the chameleon hide from? A chameleon can hide from his ___. What will he hide with? He will hide with his ___. Will his enemies see him? Yes/No, His enemies will/will not see him. 				





MONDAY

	LOOK & SAY	hide	colour	enemies	helps	when
	SOUND OUT	book	look	hook	took	
		crook	good	wood	hood	
	★	I see wood. Can you see the wood? It is good wood.				
	READ	Look at this big book. I took this big book. I am a crook. You are bad. It is not good to be a crook. You took the book and it is not good.				




TUESDAY

	WRITE	Copy the  and  words from Monday into your exercise books.				
---	-------	--	--	--	--	--



WEDNESDAY

	LOOK & SAY	hide	colour	enemies	helps	when
	SOUND OUT	book	look	hook	took	
		crook	good	wood	hood	
	★	Look at the book. It is a good book. It is a good book to look at.				
	READ	It helps to have a book. It helps to look at a book. You can look at a good book. You can look at a book with colour. When you sit and look at a book you feel good.				





THURSDAY

	LOOK & SAY	hide	colour	enemies	helps	when
	READ	<div data-bbox="424 277 826 748">  <p data-bbox="424 483 679 573">chameleon</p> </div> <p data-bbox="906 277 1449 801">A chameleon can hide from his enemies. He will hide with his colour. His enemies will not see him. They will look but they will not see him. This is a good way to hide from his enemies.</p>				




FRIDAY

	LOOK & SAY	hide	colour	enemies	helps	when
	READ & ANSWER	<ol style="list-style-type: none"> <li data-bbox="395 1077 767 1128">1. Who can hide? A ___ can hide. <li data-bbox="395 1227 1214 1279">2. Who can the chameleon hide from? A chameleon can hide from his ___. <li data-bbox="395 1377 975 1518">3. What will he hide with? He will hide with his ___. <li data-bbox="395 1534 1326 1675">4. Will his enemies see him? Yes/No, His enemies will/will not see him. 				





MONDAY

	LOOK & SAY	hide	colour	enemies	helps	when
	SOUND OUT	book	look	hook	took	
		crook	good	wood	hood	
	★	I see wood. Can you see the wood? It is good wood.				
	READ	Look at this big book. I took this big book. I am a crook. You are bad. It is not good to be a crook. You took the book and it is not good.				




TUESDAY

	WRITE	Copy the  and  words from Monday into your exercise books.				
---	-------	--	--	--	--	--



WEDNESDAY

	LOOK & SAY	hide	colour	enemies	helps	when
	SOUND OUT	book	look	hook	took	
		crook	good	wood	hood	
	★	Look at the book. It is a good book. It is a good book to look at.				
	READ	It helps to have a book. It helps to look at a book. You can look at a good book. You can look at a book with colour. When you sit and look at a book you feel good.				





THURSDAY

	LOOK & SAY	hide	colour	enemies	helps	when
	READ	<div data-bbox="424 277 826 748">  <p data-bbox="424 483 679 573">chameleon</p> </div> <p data-bbox="906 277 1449 801">A chameleon can hide from his enemies. He will hide with his colour. His enemies will not see him. They will look but they will not see him. This is a good way to hide from his enemies.</p>				




FRIDAY

	LOOK & SAY	hide	colour	enemies	helps	when
	READ & ANSWER	<ol style="list-style-type: none"> <li data-bbox="395 1077 767 1128">1. Who can hide? A ___ can hide. <li data-bbox="395 1227 1214 1279">2. Who can the chameleon hide from? A chameleon can hide from his ___. <li data-bbox="395 1377 975 1518">3. What will he hide with? He will hide with his ___. <li data-bbox="395 1534 1326 1675">4. Will his enemies see him? Yes/No, His enemies will/will not see him. 				





MONDAY

	LOOK & SAY	hide	colour	enemies	helps	when
	SOUND OUT	book	look	hook	took	
		crook	good	wood	hood	
	★	I see wood. Can you see the wood? It is good wood.				
	READ	Look at this big book. I took this big book. I am a crook. You are bad. It is not good to be a crook. You took the book and it is not good.				




TUESDAY

	WRITE	Copy the  and  words from Monday into your exercise books.				
---	-------	--	--	--	--	--



WEDNESDAY

	LOOK & SAY	hide	colour	enemies	helps	when
	SOUND OUT	book	look	hook	took	
		crook	good	wood	hood	
	★	Look at the book. It is a good book. It is a good book to look at.				
	READ	It helps to have a book. It helps to look at a book. You can look at a good book. You can look at a book with colour. When you sit and look at a book you feel good.				





THURSDAY

	LOOK & SAY	hide	colour	enemies	helps	when
	READ	<div data-bbox="424 277 826 748">  <p data-bbox="424 483 679 573">chameleon</p> </div> <p data-bbox="906 277 1449 801">A chameleon can hide from his enemies. He will hide with his colour. His enemies will not see him. They will look but they will not see him. This is a good way to hide from his enemies.</p>				




FRIDAY

	LOOK & SAY	hide	colour	enemies	helps	when
	READ & ANSWER	<ol style="list-style-type: none"> <li data-bbox="395 1077 767 1128">1. Who can hide? A ___ can hide. <li data-bbox="395 1227 1214 1279">2. Who can the chameleon hide from? A chameleon can hide from his ___. <li data-bbox="395 1377 975 1518">3. What will he hide with? He will hide with his ___. <li data-bbox="395 1534 1326 1675">4. Will his enemies see him? Yes/No, His enemies will/will not see him. 				





MONDAY

	LOOK & SAY	hide	colour	enemies	helps	when
	SOUND OUT	book	look	hook	took	
		crook	good	wood	hood	
	★	I see wood. Can you see the wood? It is good wood.				
	READ	Look at this big book. I took this big book. I am a crook. You are bad. It is not good to be a crook. You took the book and it is not good.				




TUESDAY

	WRITE	Copy the  and  words from Monday into your exercise books.				
---	-------	--	--	--	--	--



WEDNESDAY

	LOOK & SAY	hide	colour	enemies	helps	when
	SOUND OUT	book	look	hook	took	
		crook	good	wood	hood	
	★	Look at the book. It is a good book. It is a good book to look at.				
	READ	It helps to have a book. It helps to look at a book. You can look at a good book. You can look at a book with colour. When you sit and look at a book you feel good.				





THURSDAY

	LOOK & SAY	hide	colour	enemies	helps	when
	READ	<div data-bbox="424 277 826 748">  <p data-bbox="424 488 679 568">chameleon</p> </div> <p data-bbox="906 277 1449 801">A chameleon can hide from his enemies. He will hide with his colour. His enemies will not see him. They will look but they will not see him. This is a good way to hide from his enemies.</p>				




FRIDAY

	LOOK & SAY	hide	colour	enemies	helps	when
	READ & ANSWER	<ol style="list-style-type: none"> <li data-bbox="395 1077 767 1128">1. Who can hide? A ___ can hide. <li data-bbox="395 1227 1214 1279">2. Who can the chameleon hide from? A chameleon can hide from his ___. <li data-bbox="395 1377 979 1518">3. What will he hide with? He will hide with his ___. <li data-bbox="395 1536 1326 1664">4. Will his enemies see him? Yes/No, His enemies will/will not see him. 				





MONDAY

	LOOK & SAY	hide	colour	enemies	helps	when
	SOUND OUT	book	look	hook	took	
		crook	good	wood	hood	
	★	I see wood. Can you see the wood? It is good wood.				
	READ	Look at this big book. I took this big book. I am a crook. You are bad. It is not good to be a crook. You took the book and it is not good.				




TUESDAY

	WRITE	Copy the  and  words from Monday into your exercise books.				
---	-------	--	--	--	--	--



WEDNESDAY

	LOOK & SAY	hide	colour	enemies	helps	when
	SOUND OUT	book	look	hook	took	
		crook	good	wood	hood	
	★	Look at the book. It is a good book. It is a good book to look at.				
	READ	It helps to have a book. It helps to look at a book. You can look at a good book. You can look at a book with colour. When you sit and look at a book you feel good.				





THURSDAY

	LOOK & SAY	hide	colour	enemies	helps	when
	READ	<div data-bbox="424 277 826 748">  <p data-bbox="424 483 679 573">chameleon</p> </div> <p data-bbox="906 277 1449 801">A chameleon can hide from his enemies. He will hide with his colour. His enemies will not see him. They will look but they will not see him. This is a good way to hide from his enemies.</p>				




FRIDAY

	LOOK & SAY	hide	colour	enemies	helps	when
	READ & ANSWER	<ol style="list-style-type: none"> <li data-bbox="395 1077 767 1128">1. Who can hide? A ___ can hide. <li data-bbox="395 1227 1214 1279">2. Who can the chameleon hide from? A chameleon can hide from his ___. <li data-bbox="395 1377 975 1518">3. What will he hide with? He will hide with his ___. <li data-bbox="395 1534 1326 1675">4. Will his enemies see him? Yes/No, His enemies will/will not see him. 				





MONDAY

	LOOK & SAY	hide	colour	enemies	helps	when
	SOUND OUT	book	look	hook	took	
		crook	good	wood	hood	
	★	I see wood. Can you see the wood? It is good wood.				
	READ	Look at this big book. I took this big book. I am a crook. You are bad. It is not good to be a crook. You took the book and it is not good.				




TUESDAY

	WRITE	Copy the  and  words from Monday into your exercise books.				
---	-------	--	--	--	--	--



WEDNESDAY

	LOOK & SAY	hide	colour	enemies	helps	when
	SOUND OUT	book	look	hook	took	
		crook	good	wood	hood	
	★	Look at the book. It is a good book. It is a good book to look at.				
	READ	It helps to have a book. It helps to look at a book. You can look at a good book. You can look at a book with colour. When you sit and look at a book you feel good.				





THURSDAY

	LOOK & SAY	hide	colour	enemies	helps	when
	READ	 <p data-bbox="424 483 679 573">chameleon</p>		<p data-bbox="906 277 1449 801">A chameleon can hide from his enemies. He will hide with his colour. His enemies will not see him. They will look but they will not see him. This is a good way to hide from his enemies.</p>		




FRIDAY

	LOOK & SAY	hide	colour	enemies	helps	when
	READ & ANSWER	<ol data-bbox="395 1077 1225 1671" style="list-style-type: none"> Who can hide? A ___ can hide. Who can the chameleon hide from? A chameleon can hide from his ___. What will he hide with? He will hide with his ___. Will his enemies see him? Yes/No, His enemies will/will not see him. 				





MONDAY

	LOOK & SAY	hide	colour	enemies	helps	when
	SOUND OUT	book	look	hook	took	
		crook	good	wood	hood	
	★	I see wood. Can you see the wood? It is good wood.				
	READ	Look at this big book. I took this big book. I am a crook. You are bad. It is not good to be a crook. You took the book and it is not good.				




TUESDAY

	WRITE	Copy the  and  words from Monday into your exercise books.				
---	-------	--	--	--	--	--



WEDNESDAY

	LOOK & SAY	hide	colour	enemies	helps	when
	SOUND OUT	book	look	hook	took	
		crook	good	wood	hood	
	★	Look at the book. It is a good book. It is a good book to look at.				
	READ	It helps to have a book. It helps to look at a book. You can look at a good book. You can look at a book with colour. When you sit and look at a book you feel good.				





THURSDAY

	LOOK & SAY	hide	colour	enemies	helps	when
	READ	 <p data-bbox="424 483 679 573">chameleon</p>		<p data-bbox="906 277 1449 801">A chameleon can hide from his enemies. He will hide with his colour. His enemies will not see him. They will look but they will not see him. This is a good way to hide from his enemies.</p>		




FRIDAY

	LOOK & SAY	hide	colour	enemies	helps	when
	READ & ANSWER	<ol data-bbox="395 1077 1225 1671" style="list-style-type: none"> Who can hide? A ___ can hide. Who can the chameleon hide from? A chameleon can hide from his ___. What will he hide with? He will hide with his ___. Will his enemies see him? Yes/No, His enemies will/will not see him. 				





MONDAY

	LOOK & SAY	hide	colour	enemies	helps	when
	SOUND OUT	book	look	hook	took	
		crook	good	wood	hood	
	★	I see wood. Can you see the wood? It is good wood.				
	READ	Look at this big book. I took this big book. I am a crook. You are bad. It is not good to be a crook. You took the book and it is not good.				




TUESDAY

	WRITE	Copy the  and  words from Monday into your exercise books.				
---	-------	--	--	--	--	--



WEDNESDAY

	LOOK & SAY	hide	colour	enemies	helps	when
	SOUND OUT	book	look	hook	took	
		crook	good	wood	hood	
	★	Look at the book. It is a good book. It is a good book to look at.				
	READ	It helps to have a book. It helps to look at a book. You can look at a good book. You can look at a book with colour. When you sit and look at a book you feel good.				





THURSDAY

	LOOK & SAY	hide	colour	enemies	helps	when
	READ	 <p data-bbox="424 483 679 573">chameleon</p>		<p data-bbox="906 277 1449 801">A chameleon can hide from his enemies. He will hide with his colour. His enemies will not see him. They will look but they will not see him. This is a good way to hide from his enemies.</p>		




FRIDAY

	LOOK & SAY	hide	colour	enemies	helps	when
	READ & ANSWER	<ol data-bbox="395 1077 1225 1671" style="list-style-type: none"> Who can hide? A ___ can hide. Who can the chameleon hide from? A chameleon can hide from his ___. What will he hide with? He will hide with his ___. Will his enemies see him? Yes/No, His enemies will/will not see him. 				





MONDAY

	LOOK & SAY	hide	colour	enemies	helps	when
	SOUND OUT	book	look	hook	took	
		crook	good	wood	hood	
	★	I see wood. Can you see the wood? It is good wood.				
	READ	Look at this big book. I took this big book. I am a crook. You are bad. It is not good to be a crook. You took the book and it is not good.				




TUESDAY

	WRITE	Copy the  and  words from Monday into your exercise books.				
---	-------	--	--	--	--	--



WEDNESDAY

	LOOK & SAY	hide	colour	enemies	helps	when
	SOUND OUT	book	look	hook	took	
		crook	good	wood	hood	
	★	Look at the book. It is a good book. It is a good book to look at.				
	READ	It helps to have a book. It helps to look at a book. You can look at a good book. You can look at a book with colour. When you sit and look at a book you feel good.				





THURSDAY

	LOOK & SAY	hide	colour	enemies	helps	when
	READ	 <p data-bbox="424 483 679 573">chameleon</p>		<p data-bbox="906 277 1449 801">A chameleon can hide from his enemies. He will hide with his colour. His enemies will not see him. They will look but they will not see him. This is a good way to hide from his enemies.</p>		




FRIDAY

	LOOK & SAY	hide	colour	enemies	helps	when
	READ & ANSWER	<ol data-bbox="395 1077 1225 1671" style="list-style-type: none"> Who can hide? A ___ can hide. Who can the chameleon hide from? A chameleon can hide from his ___. What will he hide with? He will hide with his ___. Will his enemies see him? Yes/No, His enemies will/will not see him. 				





MONDAY

	LOOK & SAY	hide	colour	enemies	helps	when
	SOUND OUT	book	look	hook	took	
		crook	good	wood	hood	
	★	I see wood. Can you see the wood? It is good wood.				
	READ	Look at this big book. I took this big book. I am a crook. You are bad. It is not good to be a crook. You took the book and it is not good.				




TUESDAY

	WRITE	Copy the  and  words from Monday into your exercise books.				
---	-------	--	--	--	--	--



WEDNESDAY

	LOOK & SAY	hide	colour	enemies	helps	when
	SOUND OUT	book	look	hook	took	
		crook	good	wood	hood	
	★	Look at the book. It is a good book. It is a good book to look at.				
	READ	It helps to have a book. It helps to look at a book. You can look at a good book. You can look at a book with colour. When you sit and look at a book you feel good.				





THURSDAY

	LOOK & SAY	hide	colour	enemies	helps	when
	READ	<div data-bbox="424 277 826 748">  <p data-bbox="424 483 679 573">chameleon</p> </div> <p data-bbox="906 277 1449 801">A chameleon can hide from his enemies. He will hide with his colour. His enemies will not see him. They will look but they will not see him. This is a good way to hide from his enemies.</p>				




FRIDAY

	LOOK & SAY	hide	colour	enemies	helps	when
	READ & ANSWER	<ol style="list-style-type: none"> <li data-bbox="395 1077 767 1128">1. Who can hide? A ___ can hide. <li data-bbox="395 1227 1214 1279">2. Who can the chameleon hide from? A chameleon can hide from his ___. <li data-bbox="395 1377 975 1518">3. What will he hide with? He will hide with his ___. <li data-bbox="395 1534 1326 1675">4. Will his enemies see him? Yes/No, His enemies will/will not see him. 				





MONDAY

	LOOK & SAY	hide	colour	enemies	helps	when
	SOUND OUT	book	look	hook	took	
		crook	good	wood	hood	
	★	I see wood. Can you see the wood? It is good wood.				
	READ	Look at this big book. I took this big book. I am a crook. You are bad. It is not good to be a crook. You took the book and it is not good.				




TUESDAY

	WRITE	Copy the  and  words from Monday into your exercise books.				
---	-------	--	--	--	--	--



WEDNESDAY

	LOOK & SAY	hide	colour	enemies	helps	when
	SOUND OUT	book	look	hook	took	
		crook	good	wood	hood	
	★	Look at the book. It is a good book. It is a good book to look at.				
	READ	It helps to have a book. It helps to look at a book. You can look at a good book. You can look at a book with colour. When you sit and look at a book you feel good.				





THURSDAY

	LOOK & SAY	hide	colour	enemies	helps	when
	READ	<div data-bbox="424 277 826 748">  <p data-bbox="424 488 679 568">chameleon</p> </div> <p data-bbox="906 277 1449 869">A chameleon can hide from his enemies. He will hide with his colour. His enemies will not see him. They will look but they will not see him. This is a good way to hide from his enemies.</p>				




FRIDAY

	LOOK & SAY	hide	colour	enemies	helps	when
	READ & ANSWER	<ol style="list-style-type: none"> <li data-bbox="395 1077 767 1128">1. Who can hide? A ___ can hide. <li data-bbox="395 1227 1214 1279">2. Who can the chameleon hide from? A chameleon can hide from his ___. <li data-bbox="395 1377 975 1518">3. What will he hide with? He will hide with his ___. <li data-bbox="395 1534 1326 1675">4. Will his enemies see him? Yes/No, His enemies will/will not see him. 				





MONDAY

	LOOK & SAY	hide	colour	enemies	helps	when
	SOUND OUT	book	look	hook	took	
		crook	good	wood	hood	
	★	I see wood. Can you see the wood? It is good wood.				
	READ	Look at this big book. I took this big book. I am a crook. You are bad. It is not good to be a crook. You took the book and it is not good.				




TUESDAY

	WRITE	Copy the  and  words from Monday into your exercise books.				
---	-------	--	--	--	--	--



WEDNESDAY

	LOOK & SAY	hide	colour	enemies	helps	when
	SOUND OUT	book	look	hook	took	
		crook	good	wood	hood	
	★	Look at the book. It is a good book. It is a good book to look at.				
	READ	It helps to have a book. It helps to look at a book. You can look at a good book. You can look at a book with colour. When you sit and look at a book you feel good.				





THURSDAY

	LOOK & SAY	hide	colour	enemies	helps	when
	READ	<div data-bbox="424 277 826 748">  <p data-bbox="424 488 679 568">chameleon</p> </div> <p data-bbox="906 277 1449 869">A chameleon can hide from his enemies. He will hide with his colour. His enemies will not see him. They will look but they will not see him. This is a good way to hide from his enemies.</p>				




FRIDAY

	LOOK & SAY	hide	colour	enemies	helps	when
	READ & ANSWER	<ol style="list-style-type: none"> <li data-bbox="395 1077 767 1128">1. Who can hide? A ___ can hide. <li data-bbox="395 1227 1214 1279">2. Who can the chameleon hide from? A chameleon can hide from his ___. <li data-bbox="395 1377 975 1518">3. What will he hide with? He will hide with his ___. <li data-bbox="395 1534 1326 1675">4. Will his enemies see him? Yes/No, His enemies will/will not see him. 				





MONDAY

	LOOK & SAY	hide	colour	enemies	helps	when
	SOUND OUT	book	look	hook	took	
		crook	good	wood	hood	
	★	I see wood. Can you see the wood? It is good wood.				
	READ	Look at this big book. I took this big book. I am a crook. You are bad. It is not good to be a crook. You took the book and it is not good.				




TUESDAY

	WRITE	Copy the  and  words from Monday into your exercise books.				
---	-------	--	--	--	--	--



WEDNESDAY

	LOOK & SAY	hide	colour	enemies	helps	when
	SOUND OUT	book	look	hook	took	
		crook	good	wood	hood	
	★	Look at the book. It is a good book. It is a good book to look at.				
	READ	It helps to have a book. It helps to look at a book. You can look at a good book. You can look at a book with colour. When you sit and look at a book you feel good.				





THURSDAY

	LOOK & SAY	hide	colour	enemies	helps	when
	READ	<div data-bbox="424 277 826 748">  <p data-bbox="424 483 679 568">chameleon</p> </div> <p data-bbox="906 277 1449 801">A chameleon can hide from his enemies. He will hide with his colour. His enemies will not see him. They will look but they will not see him. This is a good way to hide from his enemies.</p>				




FRIDAY

	LOOK & SAY	hide	colour	enemies	helps	when
	READ & ANSWER	<ol style="list-style-type: none"> <li data-bbox="395 1077 767 1128">1. Who can hide? A ___ can hide. <li data-bbox="395 1227 1214 1279">2. Who can the chameleon hide from? A chameleon can hide from his ___. <li data-bbox="395 1377 975 1518">3. What will he hide with? He will hide with his ___. <li data-bbox="395 1534 1326 1675">4. Will his enemies see him? Yes/No, His enemies will/will not see him. 				





MONDAY

	LOOK & SAY	hide	colour	enemies	helps	when
	SOUND OUT	book	look	hook	took	
		crook	good	wood	hood	
	★	I see wood. Can you see the wood? It is good wood.				
	READ	Look at this big book. I took this big book. I am a crook. You are bad. It is not good to be a crook. You took the book and it is not good.				




TUESDAY

	WRITE	Copy the  and  words from Monday into your exercise books.				
---	-------	--	--	--	--	--



WEDNESDAY

	LOOK & SAY	hide	colour	enemies	helps	when
	SOUND OUT	book	look	hook	took	
		crook	good	wood	hood	
	★	Look at the book. It is a good book. It is a good book to look at.				
	READ	It helps to have a book. It helps to look at a book. You can look at a good book. You can look at a book with colour. When you sit and look at a book you feel good.				

THURSDAY

	LOOK & SAY	hide	colour	enemies	helps	when
	READ	<div data-bbox="424 277 826 748">  <p data-bbox="424 483 679 573">chameleon</p> </div> <p data-bbox="906 277 1449 801">A chameleon can hide from his enemies. He will hide with his colour. His enemies will not see him. They will look but they will not see him. This is a good way to hide from his enemies.</p>				

FRIDAY

	LOOK & SAY	hide	colour	enemies	helps	when
	READ & ANSWER	<ol style="list-style-type: none"> <li data-bbox="395 1077 767 1128">1. Who can hide? A ___ can hide. <li data-bbox="395 1227 1214 1279">2. Who can the chameleon hide from? A chameleon can hide from his ___. <li data-bbox="395 1377 975 1518">3. What will he hide with? He will hide with his ___. <li data-bbox="395 1534 1326 1675">4. Will his enemies see him? Yes/No, His enemies will/will not see him. 				